



COLLEGE
OF THE
FLORIDA KEYS

CFK Fact Book 2023





The College of the Florida Keys Fact Book 2023

CFK Locations:

Main Campus

William A. Seeker Campus

5901 College Road
Key West, FL 33040
(305) 296-9081

Middle Keys Center

at Marathon High School

900 Sombrero Beach Road
Marathon, FL 33050
(305) 743-2133

Upper Keys Center

106040 Overseas Highway
Key Largo, FL 33037
(305) 809-3147

The College of the Florida Keys does not discriminate on the basis of race, color, national origin, ethnicity, age, sex (including sexual orientation and gender identity), marital status, military status, protected veteran status, genetic information, religion, pregnancy, or disability in its programs, activities, or employment practices.

The College of the Florida Keys is accredited by the Commission on Colleges of the Southern Association of Colleges and Schools to award the associate and baccalaureate degrees. Contact the Commission on Colleges at 1866 Southern Lane, Decatur, Georgia 30033-4097 or call 404-679-4500 for questions about the accreditation of The College of the Florida Keys.

President

Dr. Jonathan Gueverra

District Board of Trustees

Kevin Madok, Chair

Sheldon Suga, Vice Chair

Daniel Leben

Mike Puto

Richard Weinstein

Alexandria Suarez

Executive VP and CFO

Dr. Brittany Snyder

VP of Academic Affairs

Dr. Michael McPherson


VP of Advancement

Lana Gaspari

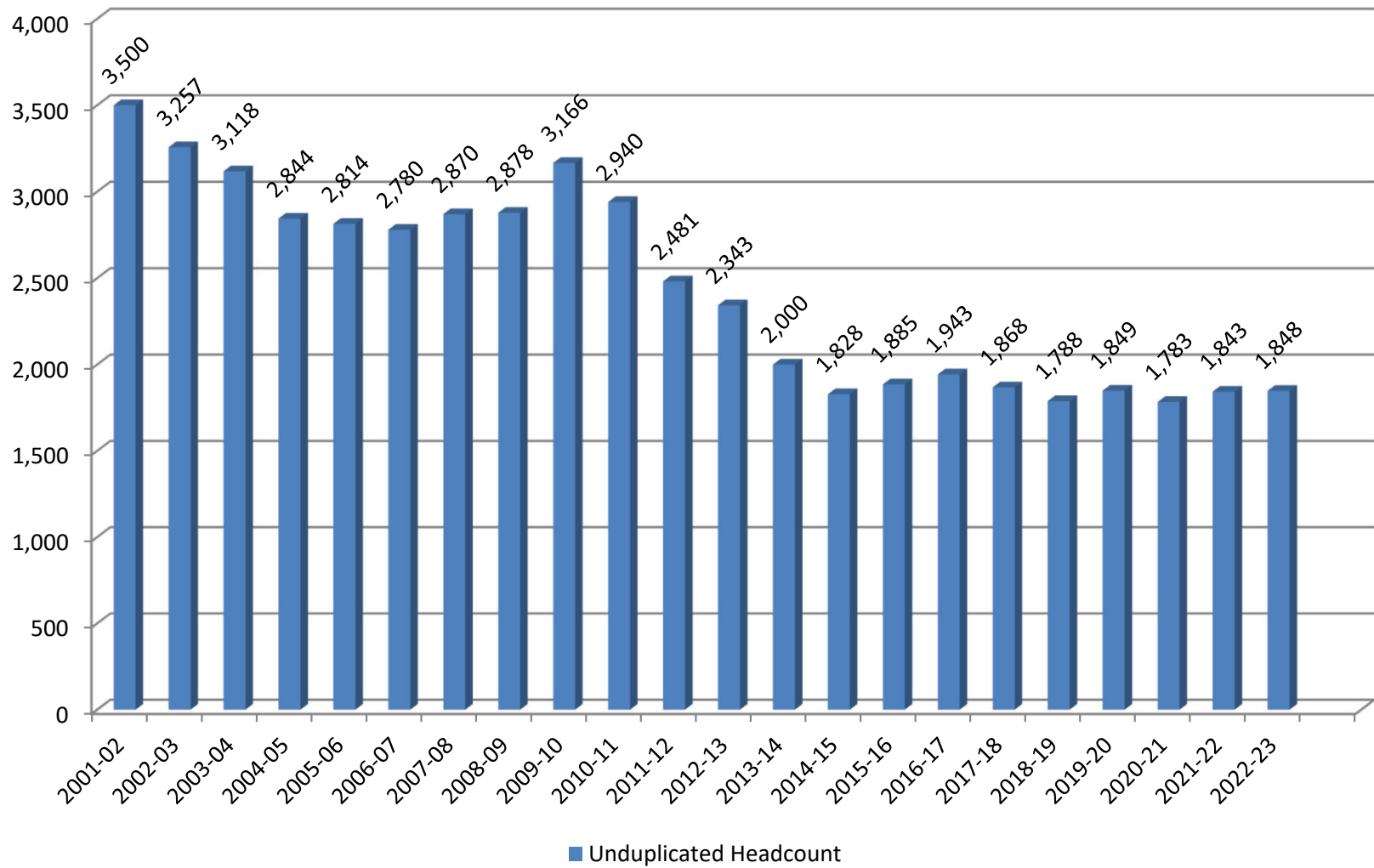
Table of Contents

CFK Student Headcount Enrollment	5	CFK: Instruction Headcount by Gender & Ethnicity	29
FCS: Ethnicity Headcount Enrollment	6	FCS: Instruction Headcount by Gender & Ethnicity	30
CFK: Ethnicity Headcount Enrollment	7	CFK & FCS: Average Instructional Salary	31
FCS: Minority Headcount Enrollment	8	CFK: Average FT Instructional Salary	32
CFK: Minority Headcount Enrollment	9	FCS: Average FT Instructional Salary	33
Longitudinal Headcount by Gender	10		
Headcount by Ethnicity & Gender	11	Financial Information	34
Headcount Enrollment by Program Area	12	CFK & FCS: Annual Cost Analysis	35
Headcount Enrollment for AA Program	13	Longitudinal Cost Analysis Expenditures by Function (\$)	36
Headcount Enrollment for AS Programs	14	Longitudinal Cost Analysis Expenditures by Function (%)	37
Headcount Enrollment for PSAV Programs	15	Longitudinal Cost Analysis Expenditures by Category	38
Headcount Enrollment for PSV Programs	16	CFK & FCS Average: Full Cost Summary	39
		CFK Longitudinal Full Cost Summary Report	40
CFK Program Completers	17	Fees for Credit Programs for Resident Students	41
Longitudinal Program Completers	18	Fees for Credit Programs for Non-Resident Students	42
Program Completers for AA Degree	19	CFK & FCS: Student Fee Comparison	43
Program Completers for AS & AAS Degree	20	CFK Resident & Non-Resident Fee Comparison	44
Program Completers for PSAV Certificate	21		
Program Completers for PSV Certificate	22	Learning Resources Center	45
		Transactions	46
CFK Employee Information	23	Interlibrary Loans	47
Headcount by Occupational Activity	24	Programs, Orientations, Workshops & Instruction	48
Employees by Gender and Ethnicity	25		
CFK & FCS: Degree Level FT Instruction Personnel	26	Glossary	49
CFK: FT Instructional Headcount	27		
FCS: FT Instructional Headcount	28		

CFK Student Headcount Enrollment



The College of the Florida Keys: Unduplicated Headcount Enrollment 2001-02 through 2022-23

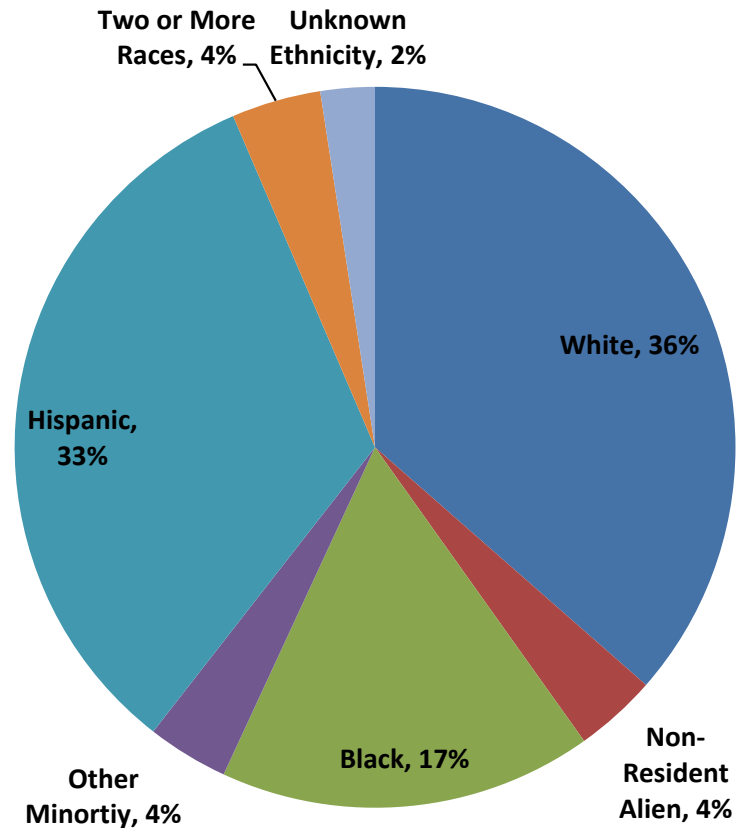


Source: FCS Fact Book

Florida College System: Ethnicity Headcount Enrollment Beginning of Term Fall 2023

Total Minority Enrollment = 57%

White	132,754
Non-Resident Alien	13,436
Black	61,012
Other Minority	13,274
Hispanic	120,172
Two or More Races	14,604
Unknown Ethnicity	8,869
Minority Total	209,062

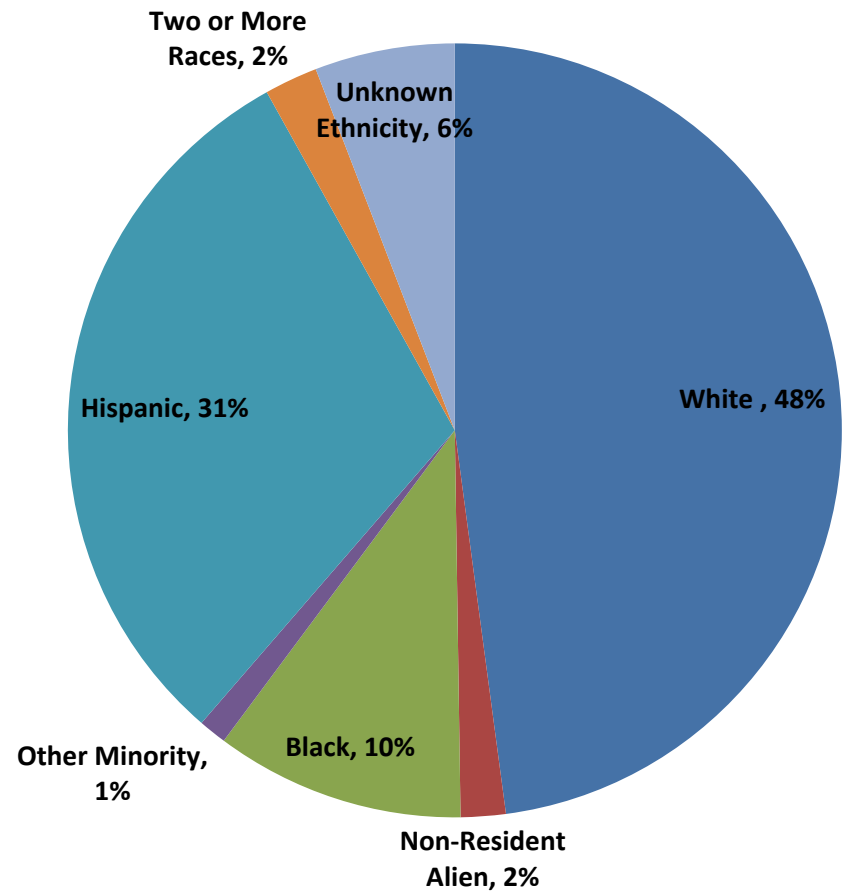


Source: FCS Fact Book

The College of the Florida Keys: Ethnicity Headcount Enrollment Beginning of Term Fall 2023

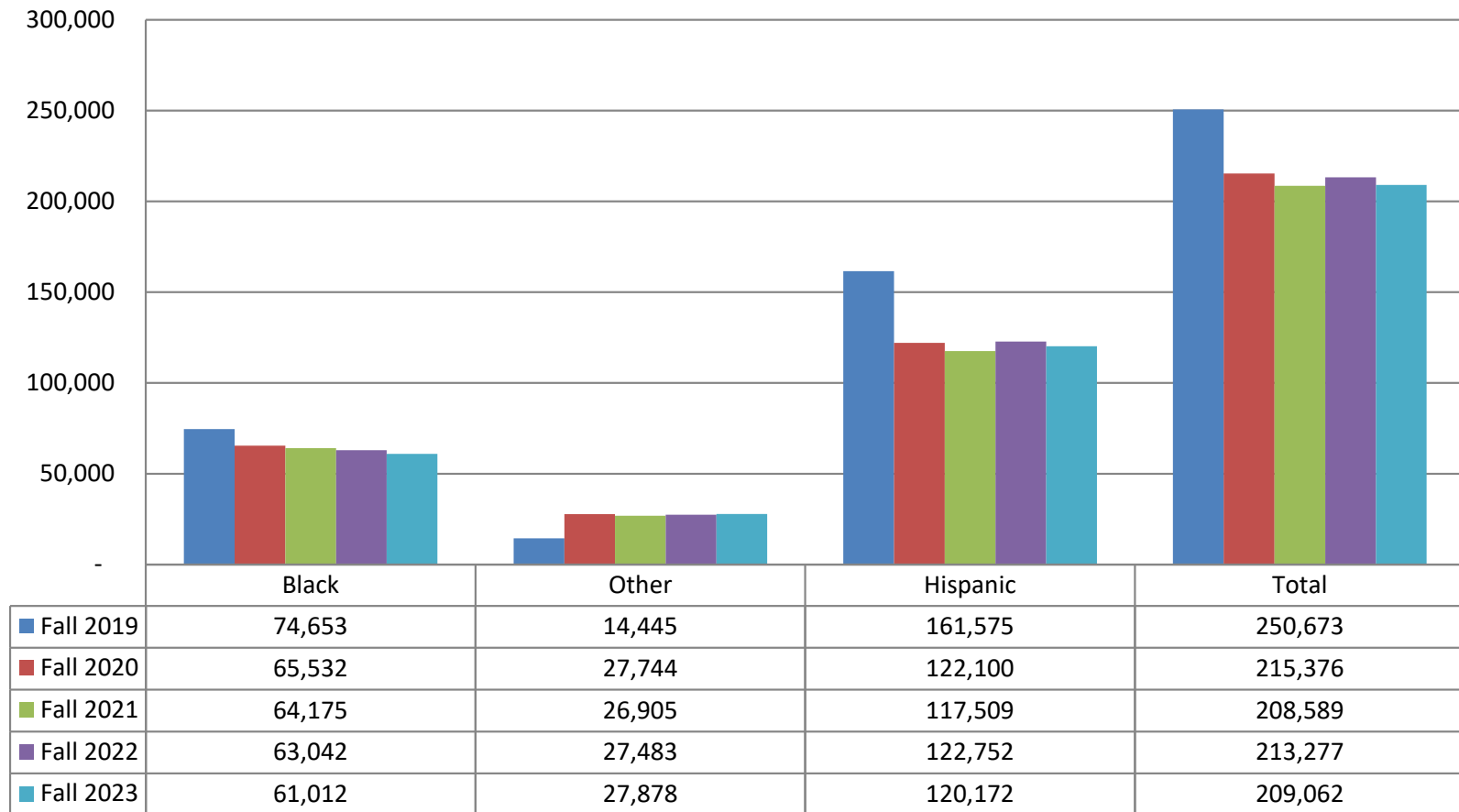
Total Minority Enrollment = 44%

White	409
Non-Resident Alien	16
Black	89
Other Minority	10
Hispanic	261
Two or More Races	19
Unknown Ethnicity	50
Minority Total	379



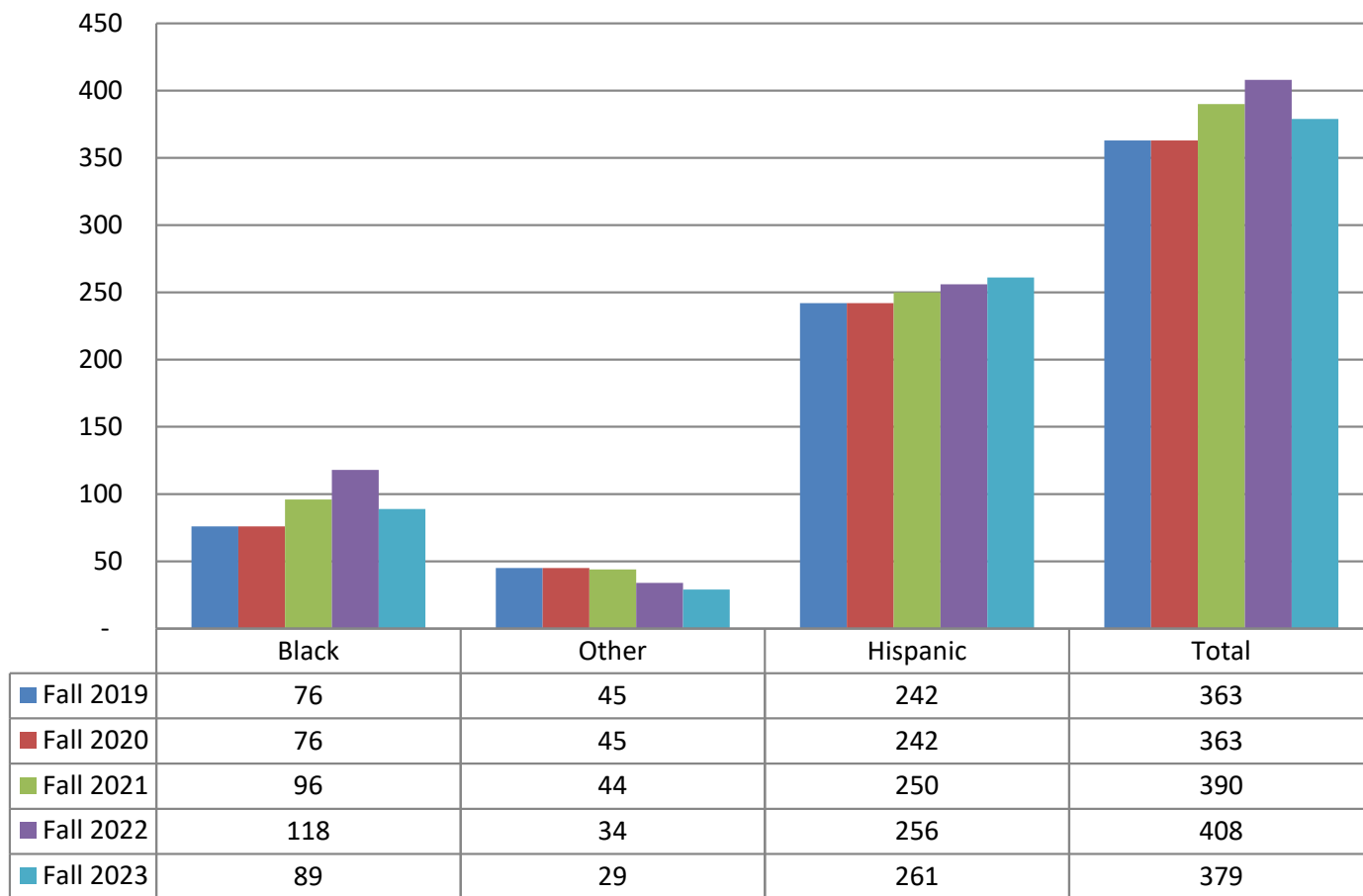
Source: FCS Fact Book

Florida College System: Minority Fall Headcount Enrollment Fall 2019 through Fall 2023



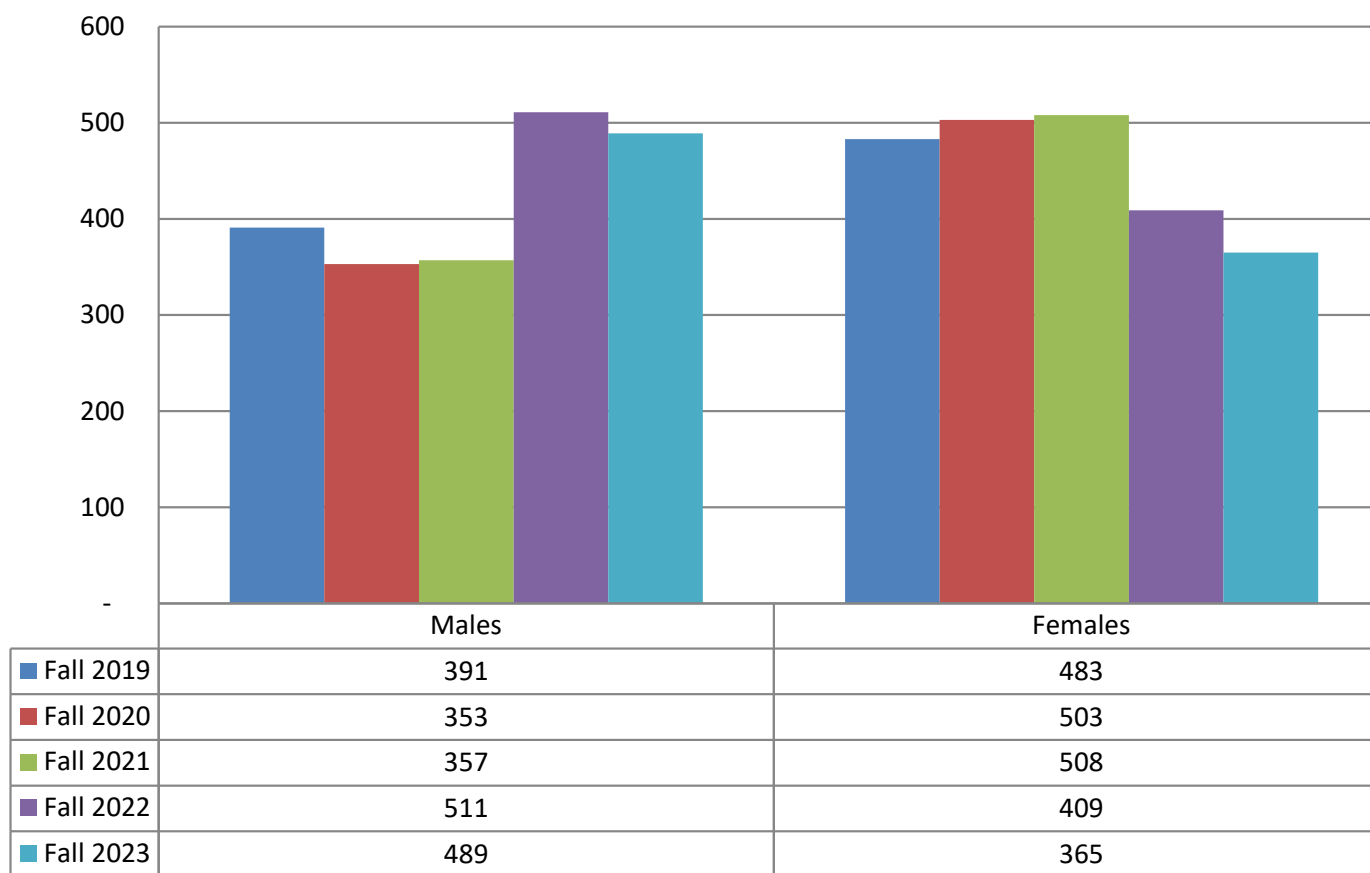
Source: FCS Fact Book

The College of the Florida Keys: Minority Fall Headcount Enrollment Fall 2019 through Fall 2023



Source: FCS Fact Book

The College of the Florida Keys: Headcount Enrollment by Gender Fall 2019 through Fall 2023



Source: FCS Fact Book

The College of the Florida Keys:
Headcount Enrollment by Ethnicity and Gender
Beginning of Term Fall 2019 through Fall 2023

	Race/Ethnicity and Gender														Total	
	Non-Resident Alien		Black Non-Hispanic		Other (American Indian/Alaskan or Asian/Pacific Islander)		Two or More Races		Hispanic		White Non-Hispanic		Ethnicity Unknown		Female	Male
	F	M	F	M	F	M	F	M	F	M	F	M	F	M		
Fall 2019	8	3	42	42	14	8	16	9	139	107	246	211	18	11	483	391
Fall 2020	7	4	41	35	10	8	18	9	156	86	259	185	12	26	503	353
Fall 2021	8	7	61	35	9	6	13	16	168	82	234	186	15	25	508	357
Fall 2022	8	8	74	44	6	6	9	13	158	98	235	212	21	28	511	409
Fall 2023	9	7	57	32	6	4	7	12	166	95	223	186	21	29	489	365

Source: FCS Fact Book

The College of the Florida Keys: Headcount Enrollment by Program Area

Degree	2018-19	2019-20	2020-21	2021-22	2022-23	% Change 21-22 to 22-23
Associate in Arts	495	501	450	389	381	2%
College and CTE Preparatory	82	87	56	89	59	34%
Associate in Science	510	534	548	578	634	-10%
Post-Secondary Vocational	116	176	168	145	143	1%
Post-Secondary Adult Vocational	139	163	122	129	125	3%
Continuing Workforce Education*	306	359	205	307	307	0%
Recreation and Leisure	246	201	21	74	141	-91%
Other (1) & (2)	212	206	217	243	167	31%
Total (Duplicated)	2,106	2,227	1,787	1,954	1,957	0%
Total (Unduplicated)	1,788	1,849	1,783	1,843	1,848	0%

Note:

- (1) These figures reflect students awaiting enrollment in limited access programs, students enrolled in apprenticeship courses, and students who are enrolled in courses related to employment, as general freshman or for other personal objectives.
- (2) There may be some duplication between major program areas.
- (3) Unduplicated headcount represents the unduplicated number of students, excluding recreation and leisure.

*Continuing Workforce Education (CWE) was formerly Supplemental Vocational.

Source: FCS Fact Book

The College of the Florida Keys:
Headcount Enrollment for **Associate in Arts** Degree Program
by Ethnicity/Special Populations
2018-19 through 2022-23

Year	Race/Ethnicity and Gender																		Special Populations		
	Non-Resident Alien		Asian		American Indian		Black		Hispanic		White		Pacific Islander		Two or More Races		Unknown	Total	Disabled	Limited English Proficiency	Disadvantaged Economically/Academically
	F	M	F	M	F	M	F	M	F	M	F	M	F	M	F	M					
2018-19	4	5	3	3	0	0	24	28	107	48	161	74	1	0	12	5	20	495	23	21	268
2019-20	8	3	5	0	0	1	20	18	105	50	154	93	0	0	9	8	27	501	19	37	247
2020-21	8	2	6	1	0	2	14	20	95	50	147	68	2	0	9	6	20	450	14	38	222
2021-22	6	2	4	2	0	2	30	18	86	35	112	63	1	0	6	6	16	389	11	42	222
2022-23	5	5	3	1	0	1	27	15	81	40	107	61	1	1	7	7	19	381	21	45	216

Source: FCS Fact Book

The College of the Florida Keys:
Headcount Enrollment for **Associate in Science** Degree Program
by Ethnicity/Special Populations
2018-19 through 2022-23

Year	Race/Ethnicity and Gender																		Special Populations		
	Non-Resident Alien		Asian		American Indian		Black		Hispanic		White		Pacific Islander		Two or More Races		U n k n o w n	Total	Disabled	Limited English Proficiency	Disadvantaged Economically/Academically
	F	M	F	M	F	M	F	M	F	M	F	M	F	M	F	M					
2018-19	4	3	9	4	1	1	23	15	46	48	142	176	0	1	5	11	21	510	30	14	239
2019-20	5	4	4	6	2	2	25	16	61	44	157	164	0	1	12	6	25	534	26	22	275
2020-21	6	2	4	4	0	1	33	21	97	34	162	140	0	1	12	7	24	548	23	29	306
2021-22	5	2	2	2	1	0	30	22	99	37	171	150	0	1	10	10	36	578	27	32	375
2022-23	7	2	3	2	1	1	48	25	103	45	168	166	1	2	2	15	43	634	38	45	362

Source: FCS Fact Book

The College of the Florida Keys:
Headcount Enrollment for **Post-Secondary Adult Vocational Certificate** Programs
by Ethnicity/Special Populations
2018-19 through 2022-23

Year	Race/Ethnicity and Gender																	Special Populations			
	Non-Resident Alien		Asian		American Indian		Black		Hispanic		White		Pacific Islander		Two or More Races		Unknown	Total	Disabled	Limited English Proficiency	Disadvantaged Economically/Academically
F	M	F	M	F	M	F	M	F	M	F	M	F	M	F	M						
2018-19	0	0	0	0	0	0	4	17	20	49	9	31	0	1	0	0	8	139	1	1	59
2019-20	0	1	0	1	0	0	10	27	24	54	6	32	0	0	0	2	6	163	1	1	69
2020-21	0	2	0	1	0	0	9	21	10	38	10	19	0	0	0	2	10	122	2	11	48
2021-22	0	4	0	1	0	0	13	15	15	47	4	35	0	0	0	1	10	145	0	11	48
2022-23	0	2	0	1	0	0	8	19	16	51	4	36	0	1	0	1	4	143	2	13	52


Source: FCS Fact Book

The College of the Florida Keys:
Headcount Enrollment for **Post-Secondary Vocational Certificate** Programs
by Ethnicity/Special Populations
2018-19 through 2022-23

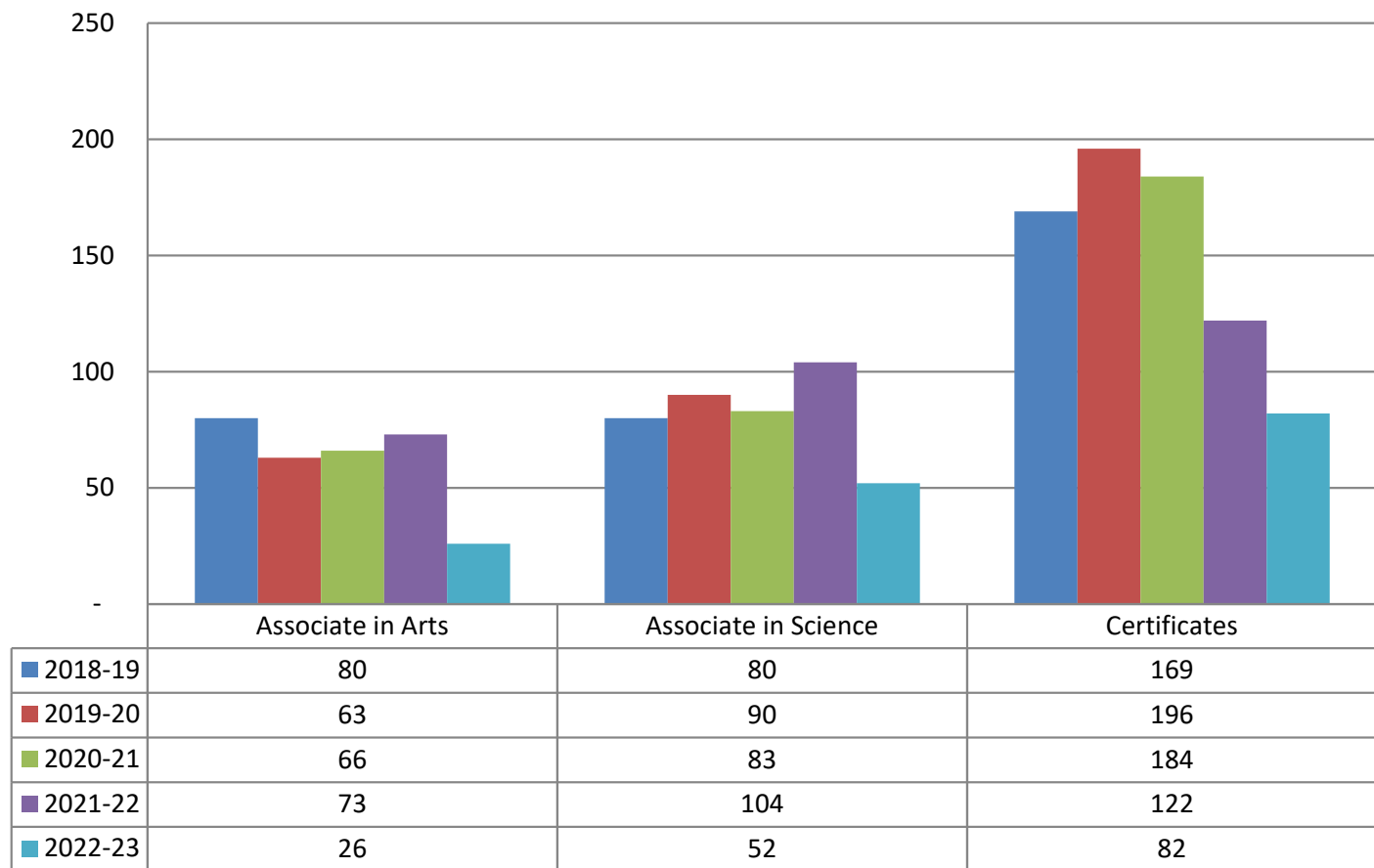
Year	Race/Ethnicity and Gender																		Special Populations		
	Non-Resident Alien		Asian		American Indian		Black		Hispanic		White		Pacific Islander		Two or More Races		U n k n o w n	Total	Disabled	Limited English Proficiency	Disadvantaged Economically/Academically
	F	M	F	M	F	M	F	M	F	M	F	M	F	M	F	M					
2018-19	1	1	3	1	0	0	4	5	9	5	33	46	0	0	2	3	3	116	5	2	46
2019-20	2	4	1	0	0	2	8	6	16	14	41	66	0	0	4	3	9	176	20	11	80
2020-21	1	0	0	0	0	1	4	7	21	13	39	56	2	1	4	3	16	168	20	6	71
2021-22	2	0	1	0	1	0	4	5	14	10	31	45	2	0	0	1	13	129	17	6	59
2022-23	1	0	0	0	0	0	4	5	7	10	23	59	0	0	0	1	15	125	22	6	54

Source: FCS Fact Book

CFK Program Completers



The College of the Florida Keys: Program Completers 2018-19 through 2022-23



Source: FCS Fact Book, Banner

The College of the Florida Keys:
Program Completers for **Associate in Arts** Degree
by Ethnicity/Special Populations
2018-19 through 2022-23

Year	Race/Ethnicity and Gender																		Special Populations		
	Non-Resident Alien		Asian		American Indian		Black		Hispanic		White		Pacific Islander		Two or More Races		U n k n o w n	Total	Disabled	Limited English Proficiency	Disadvantage d Economically/ Academically
F	M	F	M	F	M	F	M	F	M	F	M	F	M	F	M						
2018-19	0	0	0	1	0	0	11	9	17	6	23	9	0	0	1	0	3	80	6	6	40
2019-20	0	1	0	0	0	1	0	3	12	8	22	14	0	0	0	1	1	63	4	2	29
2020-21	1	0	1	0	0	0	1	3	16	8	22	11	0	0	0	1	2	66	4	2	22
2021-22	2	1	2	1	0	1	2	0	13	8	25	9	0	0	3	2	4	73	1	10	30
2022-23	1	0	0	0	0	0	0	1	7	0	13	3	0	0	1	0	0	26	0	4	9

Source: FCS Fact Book

The College of the Florida Keys:
Program Completers for **Associate in Science and Associate in Applied Science**
Degree by Ethnicity/Special Populations
2018-19 through 2022-23

Year	Race/Ethnicity and Gender																		Special Populations		
	Non-Resident Alien		Asian		American Indian		Black		Hispanic		White		Pacific Islander		Two or More Races		U n k n o w n	Total	Disabled	Limited English Proficiency	Disadvantaged Economically/Academically
	F	M	F	M	F	M	F	M	F	M	F	M	F	M	F	M					
2018-19	0	1	3	0	0	0	3	2	8	10	28	22	0	0	1	1	1	80	10	2	42
2019-20	3	1	3	1	1	0	4	2	11	12	29	15	0	0	3	1	4	90	12	4	42
2020-21	0	2	1	0	0	0	3	2	11	3	33	25	0	0	1	0	2	83	10	3	44
2021-22	0	0	1	0	0	0	4	2	26	9	42	13	0	0	5	0	2	104	4	6	79
2022-23	2	0	0	0	0	0	9	0	8	1	21	8	0	0	1	2	0	52	2	5	28

Source: FCS Fact Book

The College of the Florida Keys:
Program Completers for **Postsecondary Adult Vocational** Certificate
by Ethnicity/Special Populations
2018-19 through 2022-23

Year	Race/Ethnicity and Gender																		Special Populations		
	Non-Resident Alien		Asian		American Indian		Black		Hispanic		White		Pacific Islander		Two or More Races		U n k n o w n	Total	Disabled	Limited English Proficiency	Disadvantaged Economically/Academically
	F	M	F	M	F	M	F	M	F	M	F	M	F	M	F	M					
2018-19	0	0	0	0	0	0	1	5	13	32	4	21	0	0	0	0	4	80	1	0	30
2019-20	0	0	0	0	0	0	3	10	12	21	2	16	0	0	0	0	5	69	1	2	31
2020-21	0	0	0	0	0	0	5	8	8	27	5	6	0	0	0	1	3	63	0	1	24
2021-22	0	0	0	0	0	0	6	7	5	18	6	12	0	0	0	0	3	57	2	3	22
2022-23	0	0	0	0	0	0	5	4	7	18	4	12	0	1	0	0	2	53	0	0	21

Source: FCS Fact Book

The College of the Florida Keys:
Program Completers for **Postsecondary Vocational** Certificate
by Ethnicity/Special Populations
2018-19 through 2022-23

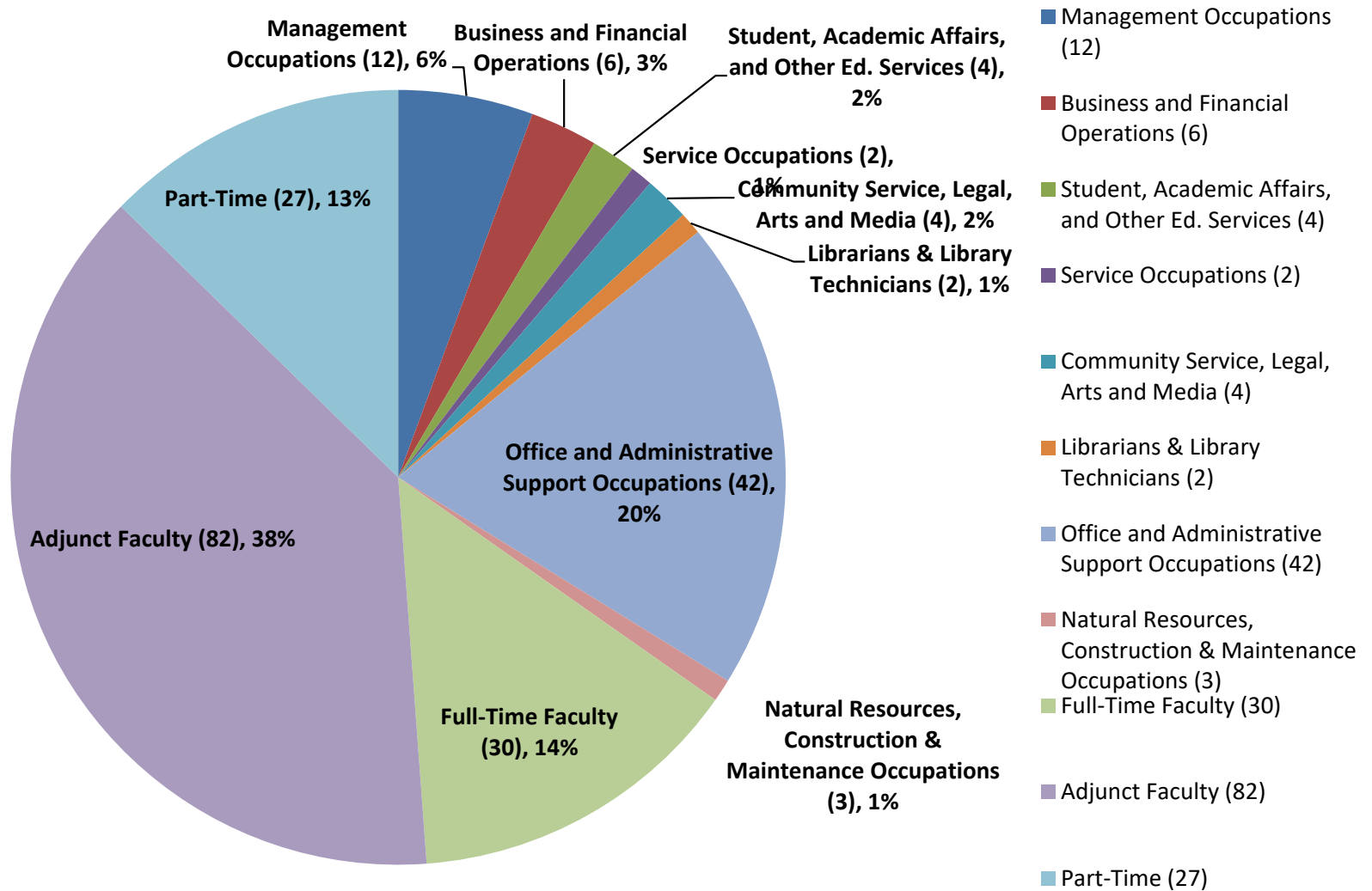
Year	Race/Ethnicity and Gender																	Special Populations			
	Non-Resident Alien		Asian		American Indian		Black		Hispanic		White		Pacific Islander		Two or More Races		U n k n o w n	Total	Disabled	Limited English Proficiency	Disadvantaged Economically/Academically
F	M	F	M	F	M	F	M	F	M	F	M	F	M	F	M						
2018-19	3	1	2	0	0	0	0	5	12	10	21	26	0	0	3	3	3	89	10	7	29
2019-20	4	3	2	0	0	0	5	9	9	13	41	34	0	0	3	1	3	127	14	4	61
2020-21	1	1	0	0	0	3	6	3	18	17	21	39	0	0	3	1	8	121	15	7	46
2021-22	0	0	0	0	1	0	0	2	11	7	18	22	0	0	1	0	3	65	9	2	38
2022-23	0	0	0	0	0	0	5	4	7	18	4	12	0	1	0	0	2	53	0	0	21

Source: FCS Fact Book

Employee Information

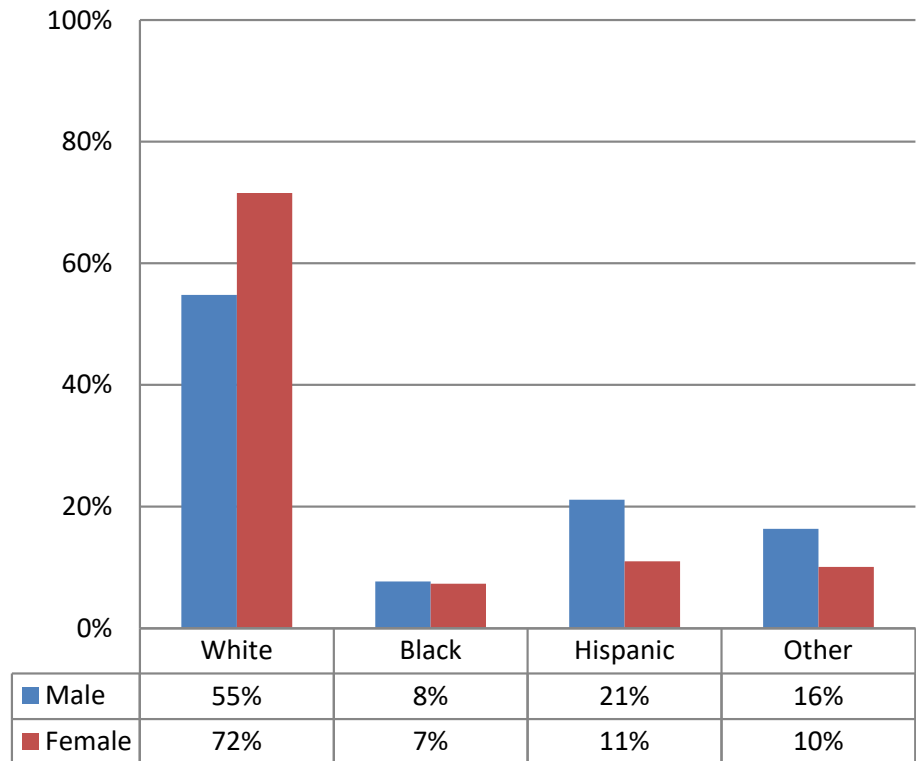
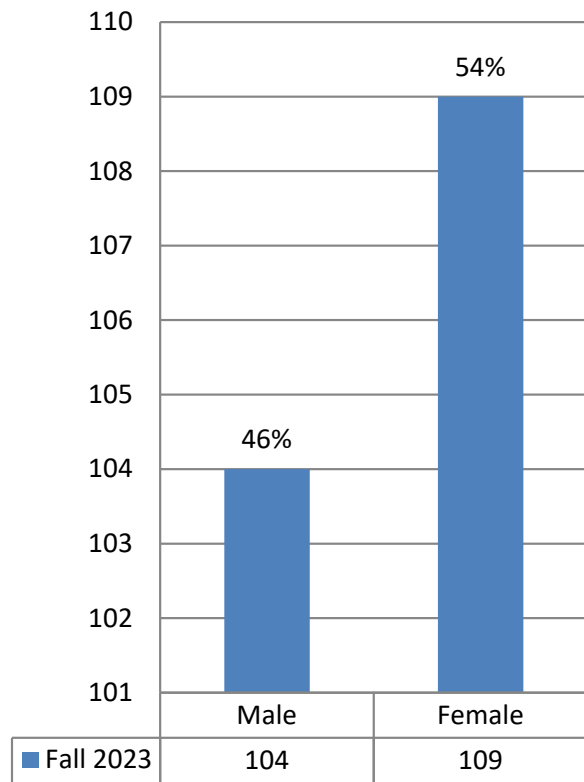


The College of the Florida Keys: Employee Headcount by Position/Classification Fall 2023



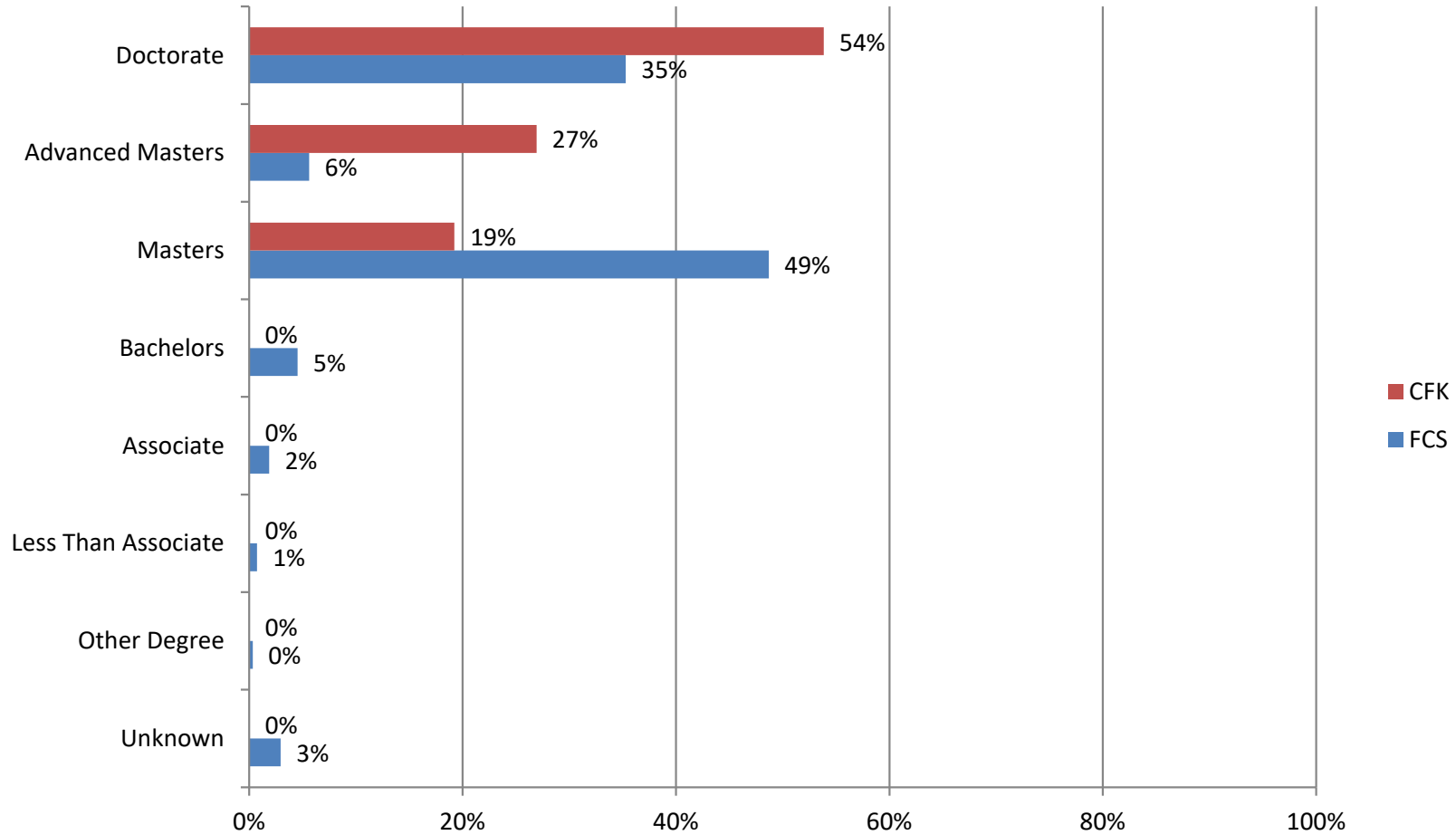
Source: Annual Personnel Report

The College of the Florida Keys: All Employees by Gender and Ethnicity Fall 2023



Source: Annual Personnel Report

Degree Level of Full-Time Instructional Personnel for CFK and FCS Fall 2023



Source: FCS Fact Book

The College of the Florida Keys: Full-Time Instructional Personnel Degree Level Headcount Fall 2023

	Doctorate		Masters + 30		Masters		Bachelors		Associate		Less Than Associate		Other Degree		Unknown		Total
	#	%	#	%	#	%	#	%	#	%	#	%	#	%	#	%	
Fall 2019	14	52%	2	7%	8	30%	1	4%	2	7%	0	0%	0	0%	0	0%	27
Fall 2020	14	50%	2	7%	10	36%	0	0%	2	7%	0	0%	0	0%	0	0%	28
Fall 2021	12	52%	2	9%	7	30%	0	0%	2	9%	0	0%	0	0%	0	0%	23
Fall 2022	14	56%	3	12%	6	24%	0	0%	2	8%	0	0%	0	0%	0	0%	25
Fall 2023	14	54%	7	27%	5	19%	0	0%	0	0%	0	0%	0	0%	0	0%	26

Note: Full-time faculty with contracts less than 2 terms are not included.

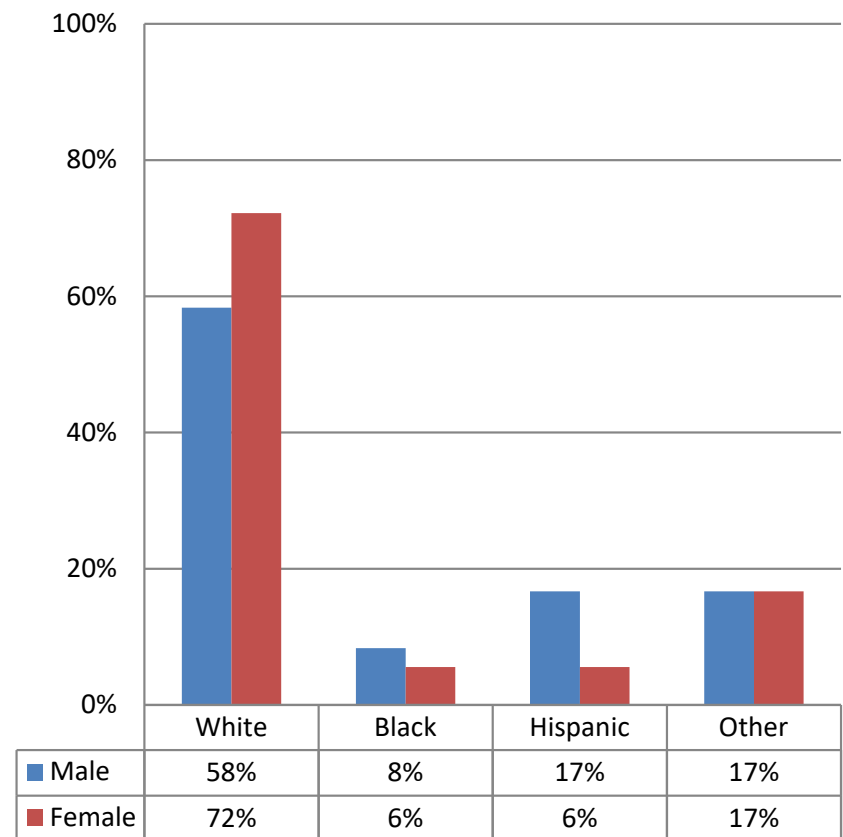
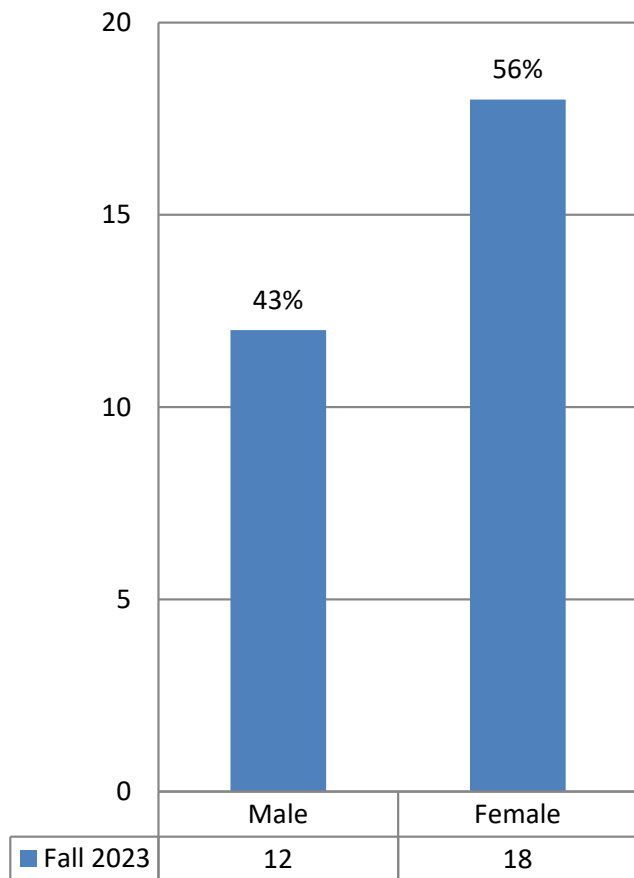
Source: FCS Fact Book

Florida College System: Full-Time Instructional Personnel Degree Level Headcount Fall 2023

	Doctorate		Masters + 30		Masters		Bachelors		Associate		Less Than Associate		Other Degree		Unknown		Total
	#	%	#	%	#	%	#	%	#	%	#	%	#	%	#	%	
Fall 2019	1,938	32%	376	6%	3,025	50%	372	6%	150	2%	45	1%	12	0%	142	2%	6,060
Fall 2020	2,084	34%	363	6%	3,069	51%	234	4%	99	2%	41	1%	15	0%	158	3%	6,063
Fall 2021	2,111	34%	357	6%	3,099	50%	251	4%	123	2%	45	1%	17	0%	164	3%	6,167
Fall 2022	2,044	35%	331	6%	2,853	49%	248	4%	107	2%	39	1%	19	0%	158	3%	5,799
Fall 2023	2,024	35%	322	6%	2,794	49%	260	5%	107	2%	42	1%	19	0%	169	3%	5,737

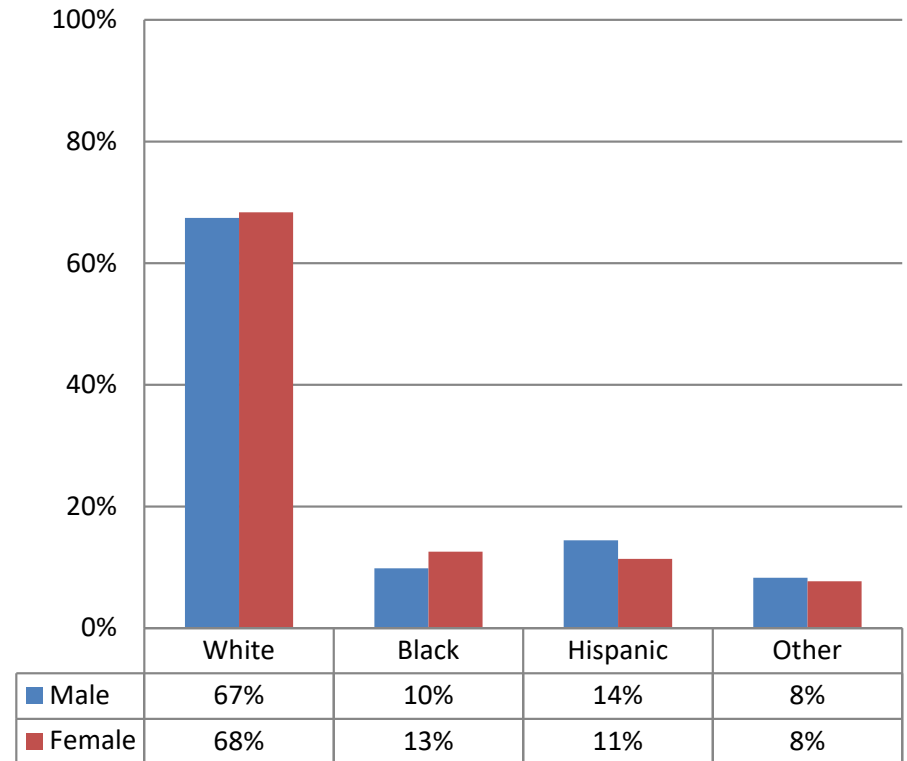
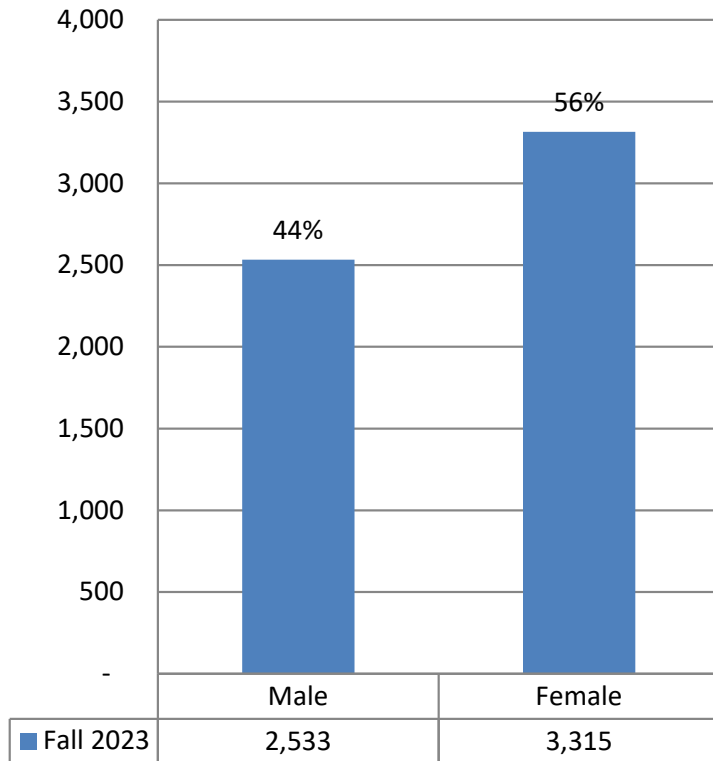
Note: Full-time faculty with contracts less than 2 terms are not included.
Source: FCS Fact Book

The College of the Florida Keys: Full-Time Instructional Headcount by Gender and Ethnicity Fall 2023



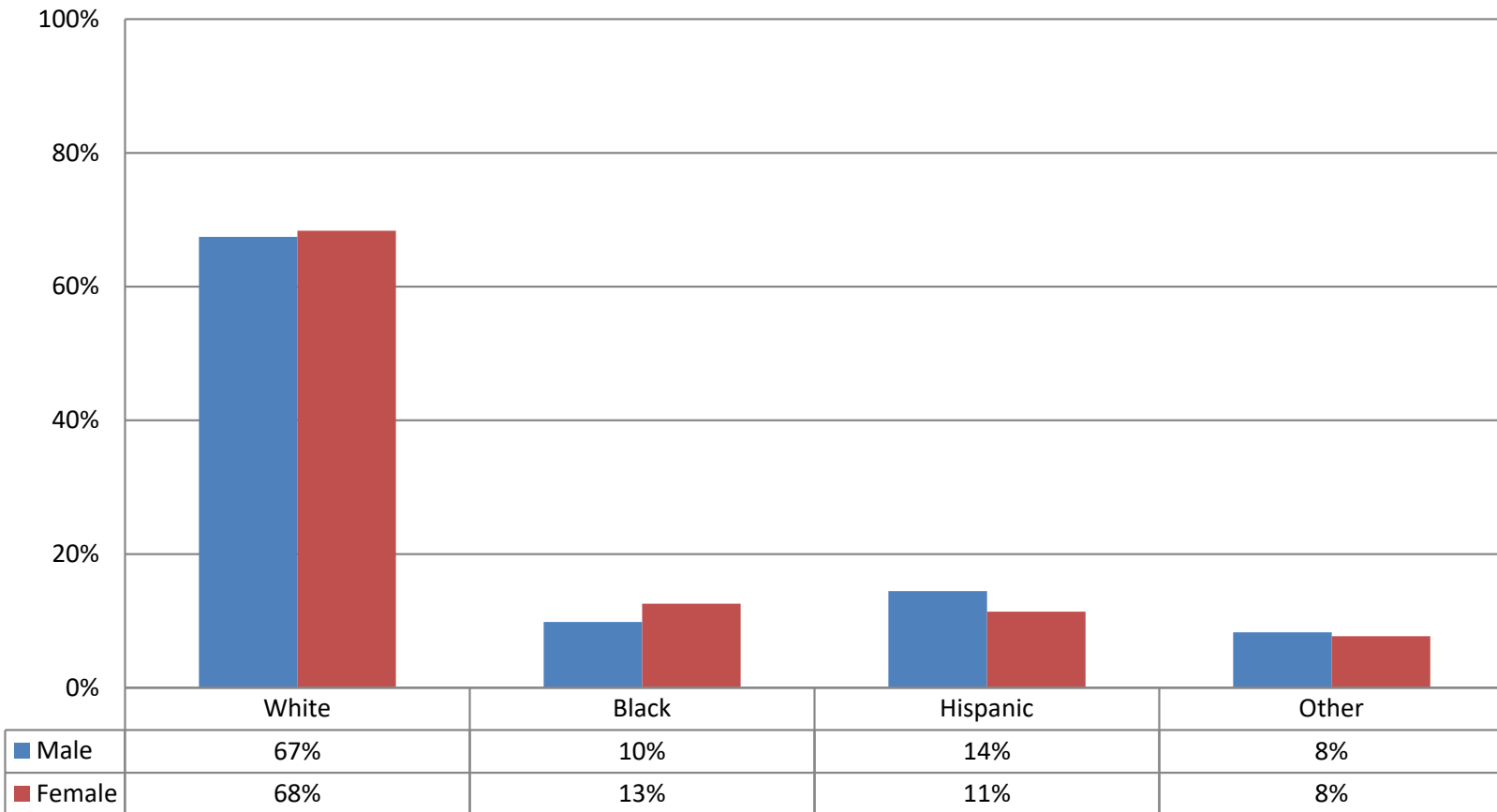
Source: Annual Personnel Report

Florida College System: Full-Time Instructional Headcount by Gender and Ethnicity Fall 2023



Source: FCS Fact Book

Florida College System & The College of the Florida Keys: Average Salary of Full-Time Instructional Personnel Fall 2023



*2.0 Semester Equivalents have been determined by the application of conversion factors to the 2.5 and 3.0 Semester Salaries. These contract periods have been adjusted in order to develop a salary composite for 2.0 semesters or nine months. This period is the nationally recognized basis for comparison. The federal standard factors of 0.909 and 0.818 have been respectively applied to 2.5 and 3.0 Semester Salaries. Full-time faculty with contracts less than 2 terms are not included. The number of days per term included in a contract may vary among colleges.

The College of the Florida Keys: Average Salary of Full-Time Instructional Personnel Fall 2019 through Fall 2023

	2.0 Semesters		2.5 Semesters		3.0 Semesters		2.0 Semester Equivalent*		% Change
	Number	Salary	Number	Salary	Number	Salary	Number	Salary	
Fall 2019	0	\$0	0	\$0	27	\$65,501	27	\$54,410	-11.2%
Fall 2020	0	\$0	28	\$66,589	0	\$0	28	\$60,535	11.3%
Fall 2021	0	\$0	23	\$66,367	0	\$0	23	\$60,334	-0.3%
Fall 2022	0	\$0	24	\$68,876	1	\$71,632	25	\$62,454	-0.3%
Fall 2023	0	\$0	26	\$74,675	0	\$0	26	\$67,887	8.7%

*2.0 Semester Equivalents have been determined by the application of conversion factors to the 2.5 and 3.0 Semester Salaries. These contract periods have been adjusted in order to develop a salary composite for 2.0 semesters or nine months. This period is the nationally recognized basis for comparison. The federal standard factors of 0.909 and 0.818 have been respectively applied to 2.5 and 3.0 Semester Salaries. Full-time faculty with contracts less than 2 terms are not included. The number of days per term included in a contract may vary among colleges.

Source: FCS Fact Book

Florida College System: Average Salary of Full-Time Instructional Personnel Fall 2019 through Fall 2023

	2.0 Semesters		2.5 Semesters		3.0 Semesters		2.0 Semester Equivalent*		% Change
	Number	Salary	Number	Salary	Number	Salary	Number	Salary	
Fall 2019	3,516	\$56,545	1,760	\$68,792	784	\$72,259	6,060	\$58,619	1.0%
Fall 2020	3,516	\$56,545	1,760	\$68,792	784	\$72,259	6,060	\$58,619	1.0%
Fall 2021	3,498	\$56,506	1,761	\$68,848	804	\$69,984	6,063	\$58,373	(0.4%)
Fall 2022	3,654	\$56,192	1,952	\$71,006	561	\$64,734	6,167	\$58,544	0.3%
Fall 2023	3,199	\$61,336	1,849	\$74,352	689	\$69,675	5,737	\$62,833	8.7%

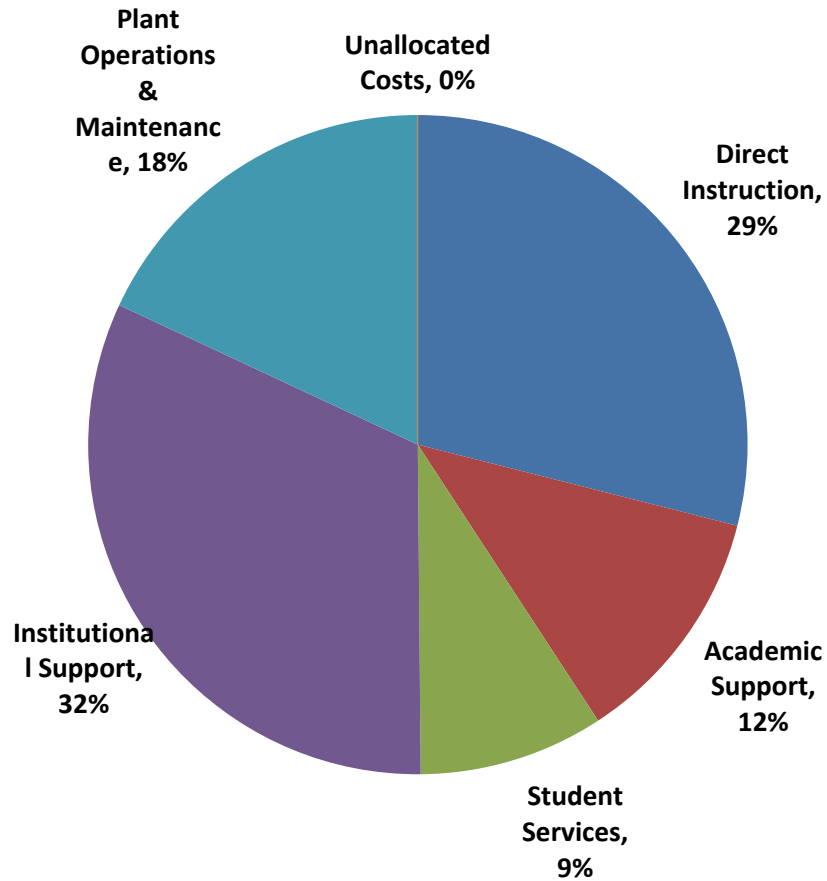
*2.0 Semester Equivalents have been determined by the application of conversion factors to the 2.5 and 3.0 Semester Salaries. These contract periods have been adjusted in order to develop a salary composite for 2.0 semesters or nine months. This period is the nationally recognized basis for comparison. The federal standard factors of 0.909 and 0.818 have been respectively applied to 2.5 and 3.0 Semester Salaries. Full-time faculty with contracts less than 2 terms are not included. The number of days per term included in a contract may vary among colleges.

Source: FCS Fact Book

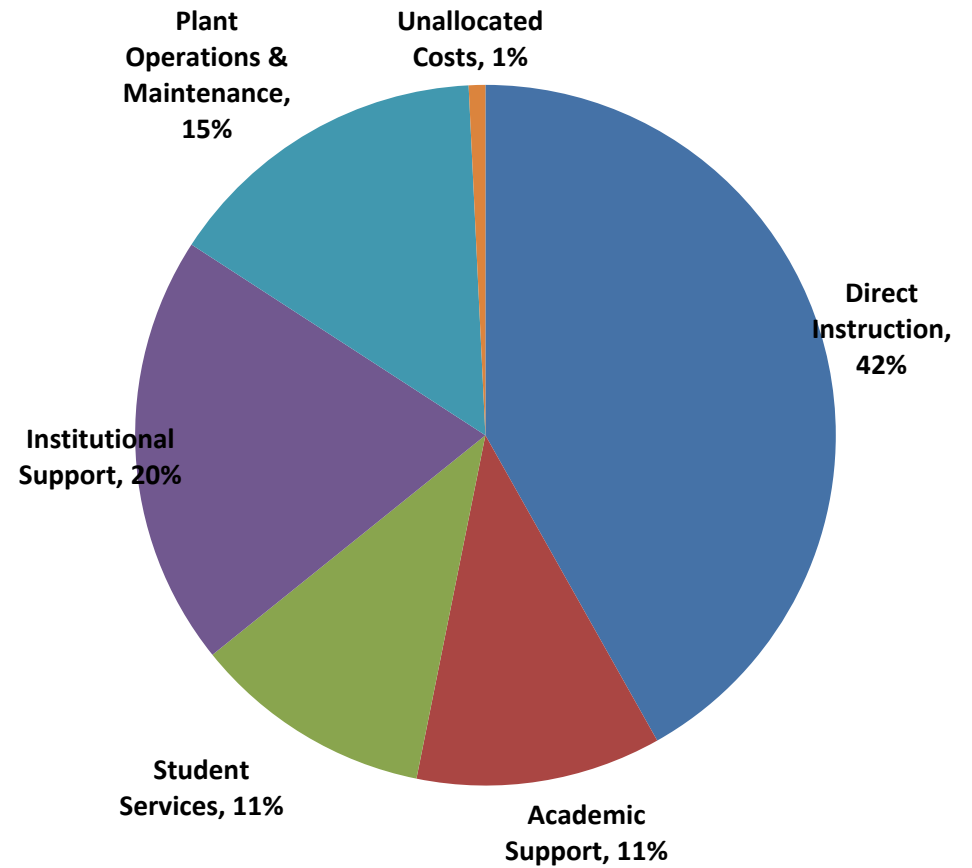
Financial Information



Florida College System & The College of the Florida Keys: Annual Cost Analysis 2023-24



The College of the Florida Keys



Florida College System Total

Source: FCS Fact Book

The College of the Florida Keys:
Annual Cost Analysis
Percentage by Function 2018-19 through 2022-23

Year	Instructional Costs				Support Costs		Unallocated Costs	Total Costs
	Direct Instruction	Academic Support	Student Services	Total Instructional Costs	Institutional Support	Plant Operations & Maintenance		
2018-19	36.6%	13.9%	7.9%	58.4%	26.0%	15.6%	0.0%	100.0%
2019-20	36.0%	13.2%	9.0%	58.2%	27.3%	14.5%	0.0%	100.0%
2020-21	35.1%	13.8%	8.5%	57.4%	28.7%	13.9%	0.0%	100.0%
2021-22	30.5%	12.0%	9.2%	51.7%	30.9%	17.5%	0.0%	100.0%
2022-23	29.0%	11.8%	9.1%	49.9%	32.1%	18.0%	0.0%	100.0%

Source: FCS Fact Book

The College of the Florida Keys:
Annual Cost Analysis
Expenditures by Function 2018-19 through 2022-23

Year	Instructional Costs				Support Costs		Unallocated Costs	Total Costs
	Direct Instruction	Academic Support	Student Services	Total Instructional Costs	Institutional Support	Plant Operations & Maintenance		
2018-19	\$3,913,832	\$1,490,256	\$843,350	\$6,247,438	\$2,786,505	\$1,673,484	\$0	\$10,707,427
2019-20	\$3,958,187	\$1,451,363	\$986,787	\$6,396,337	\$3,003,465	\$1,592,610	\$0	\$10,992,412
2020-21	\$3,953,805	\$1,559,359	\$957,857	\$6,471,021	\$3,236,121	\$1,571,342	\$0	\$11,278,484
2021-22	\$3,675,313	\$1,438,447	\$1,102,009	\$6,215,769	\$3,717,930	\$2,102,443	-\$1,379	\$12,034,763
2022-23	\$3,644,946	\$1,490,582	\$1,141,507	\$6,277,035	\$4,040,500	\$2,271,217	\$208	\$12,588,960

Source: FCS Fact Book

The College of the Florida Keys:
Annual Cost Analysis
Expenditures by Category 2018-19 through 2022-23

Year	Personnel Costs			Expenses	Equipment	Total Costs
	Full-Time	Part-Time	Total			
2018-19	\$7,101,388	\$755,052	\$7,856,440	\$2,846,523	\$4,464	\$10,707,427
2019-20	\$7,450,726	\$731,325	\$8,182,051	\$2,807,652	\$2,711	\$10,992,414
2020-21	\$7,091,813	\$864,756	\$7,956,569	\$3,315,522	\$6,392	\$11,278,483
2021-22	\$6,851,896	\$948,723	\$7,800,620	\$4,052,300	\$181,843	\$12,034,763
2022-23	\$5,199,925	\$785,618	\$5,985,542	\$4,479,526	\$141,018	\$10,606,086

Source: FCS Fact Book

The College of the Florida Keys & Florida College System: Full Cost Summary Report – Cost per Credit Hour by Program 2022-23



Source: FCS Fact Book

The College of the Florida Keys Full Cost Summary Report
Cost per Credit Hour by Program
2018-19 through 2022-23

Year	Advanced & Professional Upper	Advanced & Professional Lower	Postsecondary Vocational	Postsecondary Adult Vocational	College Preparatory	Apprentice-ship	Total
2018-19	\$456	\$454	\$582	\$505	\$644	\$112	\$481
2019-20	\$651	\$421	\$617	\$474	\$529	\$70	\$453
2020-21	\$586	\$436	\$596	\$636	\$571	\$59	\$467
2021-22	\$517	\$481	\$568	\$596	\$464	\$54	\$478
2022-23	\$559	\$477	\$574	\$605	\$477	\$58	\$484

Source: FCS Fact Book

The College of the Florida Keys:
Student Fees for Credit Programs – **Florida Resident**
Fall 2019 through Fall 2023

Year	Tuition	Student Financial Aid Fee	Student Activity Fee	Capital Improvement Fee	Technology Fee	Total	Fees for Academic Year (30 Hours)
Fall 2019	\$82.78	\$4.14	\$8.28	\$9.88	\$4.14	\$109.22	\$3,276.60
Fall 2020	\$82.78	\$4.14	\$8.28	\$9.88	\$4.14	\$109.22	\$3,276.60
Fall 2021	\$82.78	\$4.14	\$8.28	\$9.88	\$4.14	\$109.22	\$3,276.60
Fall 2022	\$82.78	\$4.14	\$8.28	\$9.88	\$4.14	\$109.22	\$3,276.00
Fall 2023	\$82.78	\$4.14	\$8.28	\$9.88	\$4.14	\$109.22	\$3,276.00

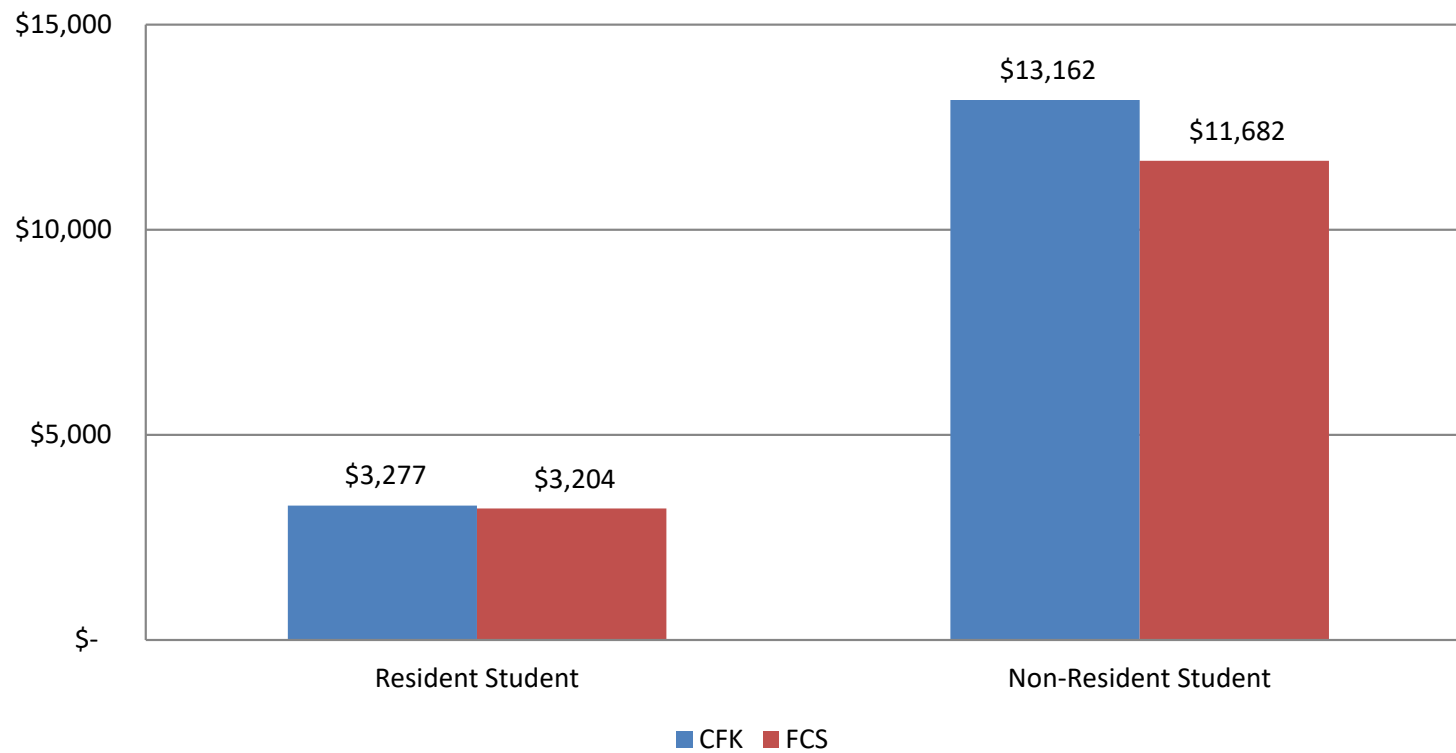
Source: FCS Fact Book

The College of the Florida Keys:
Student Fees for Credit Programs – **Non-Resident**
Fall 2019 through Fall 2023

Year	Tuition	Out of State Fee	Student Financial Aid Fee	Student Activity Fee	Capital Improvement Fee	Technology Fee	Total	Fees for Academic Year (30 Hours)
Fall 2019	\$82.78	\$248.33	\$16.56	\$8.28	\$66.22	\$16.56	\$438.73	\$13,161.90
Fall 2020	\$82.78	\$248.33	\$16.56	\$8.28	\$66.22	\$16.56	\$438.73	\$13,161.90
Fall 2021	\$82.78	\$248.33	\$16.56	\$8.28	\$66.22	\$16.56	\$438.73	\$13,161.90
Fall 2022	\$82.78	\$248.33	\$16.56	\$8.28	\$66.22	\$16.56	\$438.73	\$13,161.90
Fall 2023	\$82.78	\$248.33	\$16.56	\$8.28	\$66.22	\$16.56	\$438.73	\$13,161.90

Source: FCS Fact Book

The College of the Florida Keys & Florida College System:
Student Fee Comparison for Credit Programs
Resident and Non-Resident Fees
Fall 2023



Source: FCS Fact Book

The College of the Florida Keys: Resident and Non-Resident Student Fee Comparison for Credit Programs Fall 2018 through Fall 2023

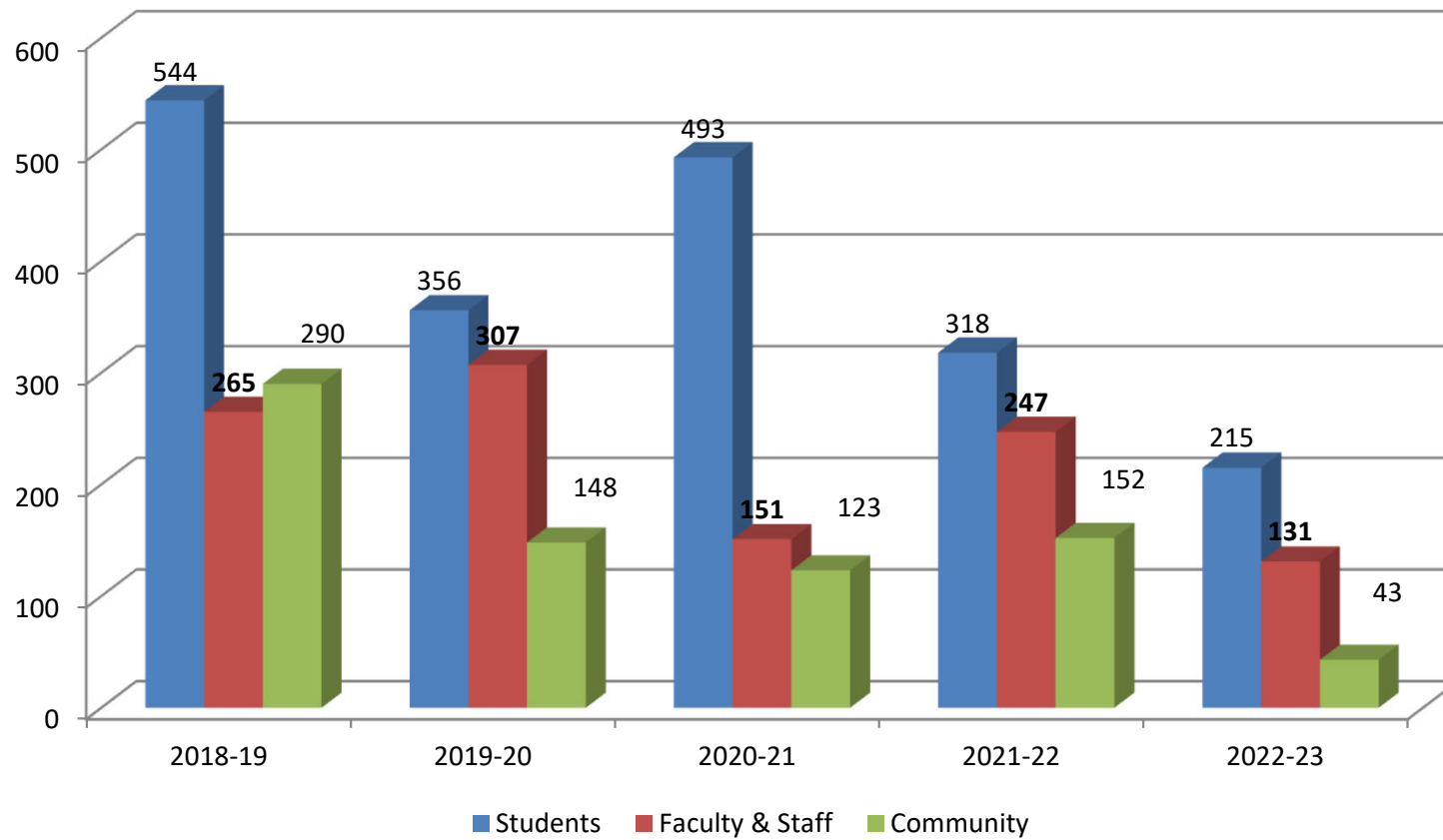
Resident Students			Non-Resident Students		
Fall 2018	Fall 2019	% Change	Fall 2018	Fall 2019	% Change
\$3,277	\$3,277	0.0%	\$13,162	\$13,162	0.0%
Fall 2019	Fall 2020	% Change	Fall 2019	Fall 2020	% Change
\$3,277	\$3,277	0.0%	\$13,162	\$13,162	0.0%
Fall 2020	Fall 2021	% Change	Fall 2020	Fall 2021	% Change
\$3,277	\$3,277	0.0%	\$13,162	\$13,162	0.0%
Fall 2021	Fall 2022	% Change	Fall 2021	Fall 2022	% Change
\$3,277	\$3,277	0.0%	\$13,162	\$13,162	0.0%
Fall 2022	Fall 2023	% Change	Fall 2022	Fall 2023	% Change
\$3,277	\$3,277	0.0%	\$13,162	\$13,162	0.0%

Source: FCS Fact Book

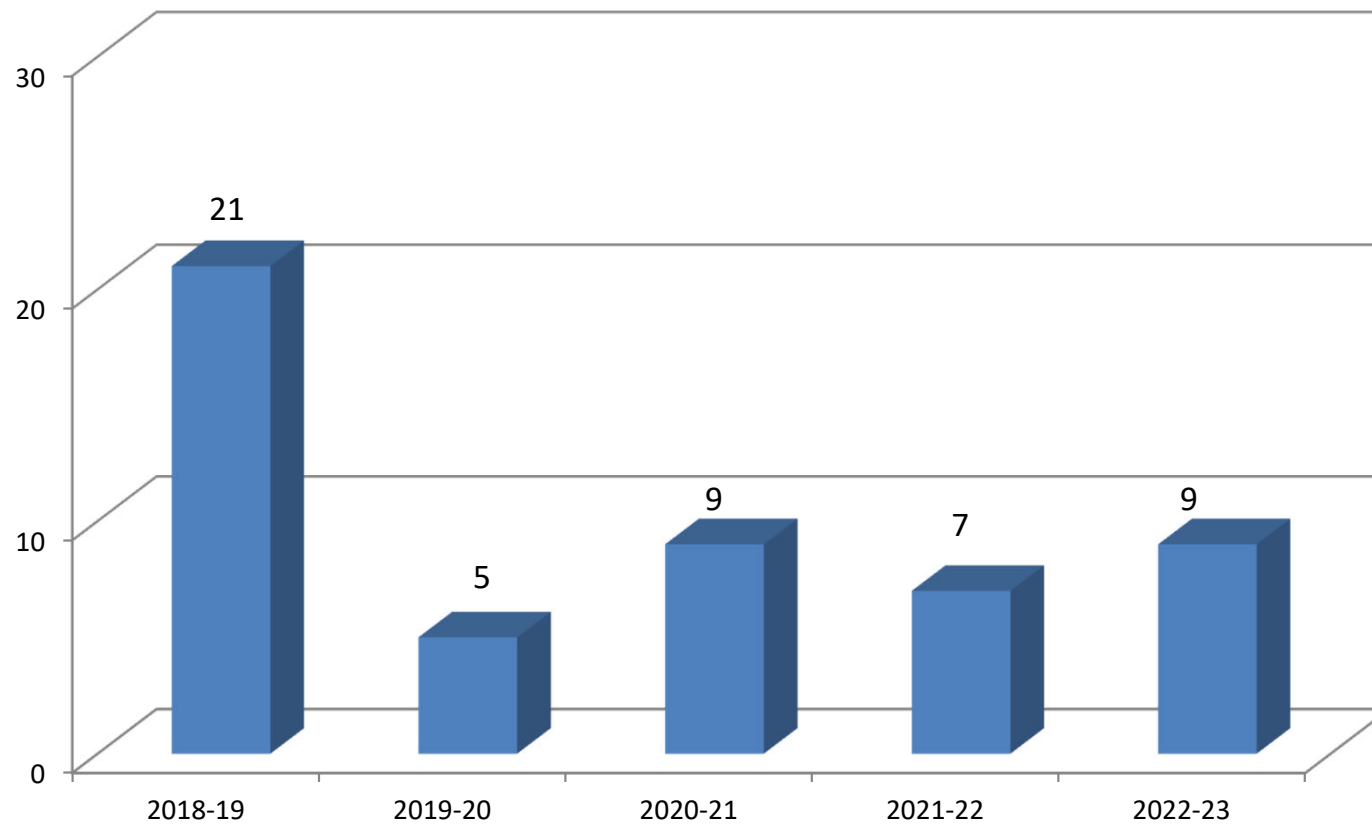
CFK Learning Resources Center



CFK Learning Resources Center: Circulation Transactions by User Group 2018-19 through 2022-23

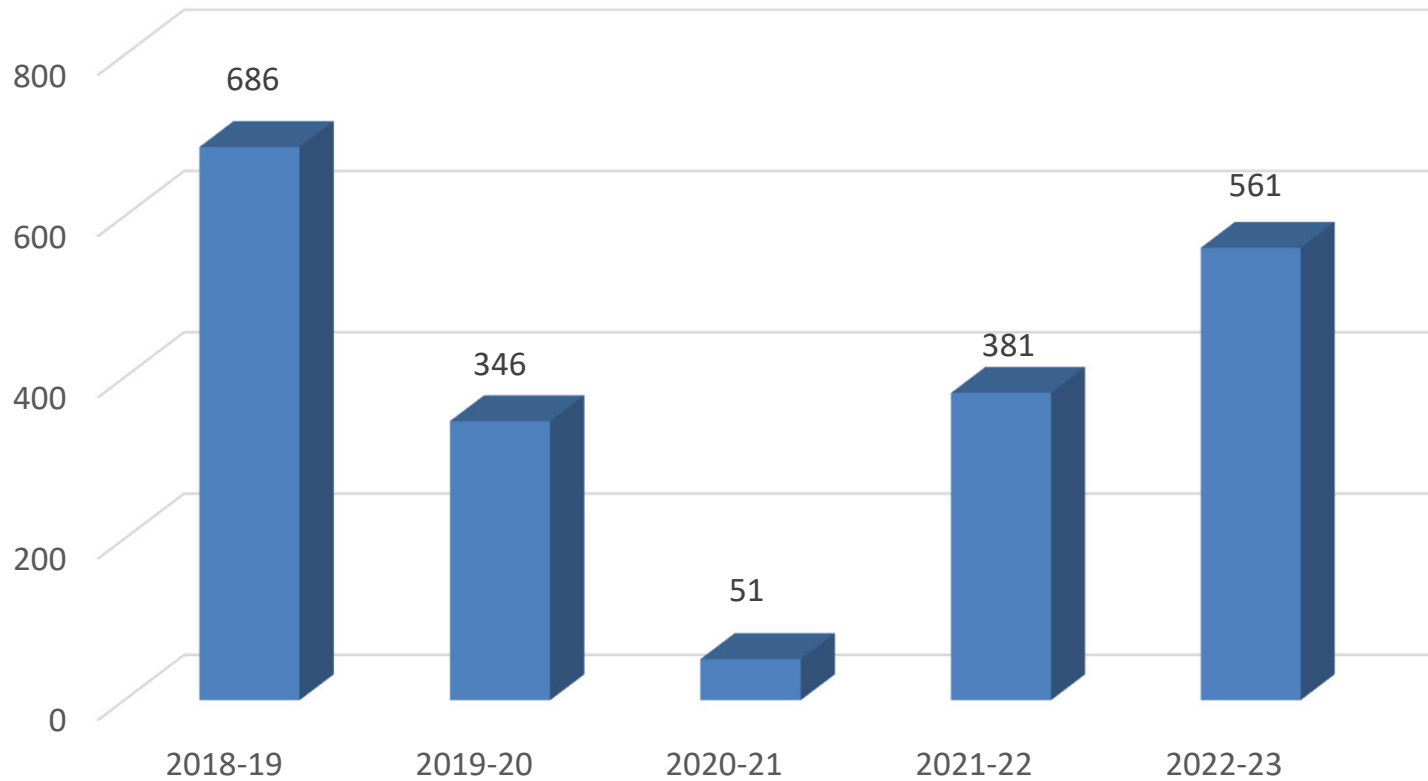


CFK Learning Resources Center: Interlibrary Lending & Borrowing 2018-19 through 2022-23



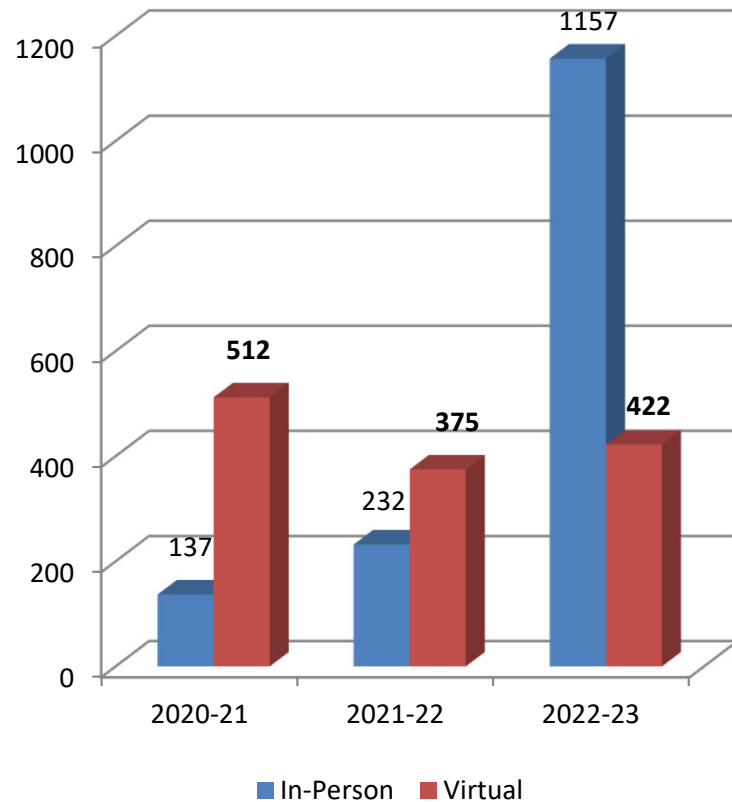
The CFK Library provides Interlibrary Loan services through the OCLC system, Aleph, and is a member of the Florida Network Statewide Delivery Program. Items are delivered electronically and through DLLI, our statewide courier service.

CFK Learning Resources Center:
Programs, Orientation, Workshops & Information Literacy Sessions
2018-19 through 2022-23

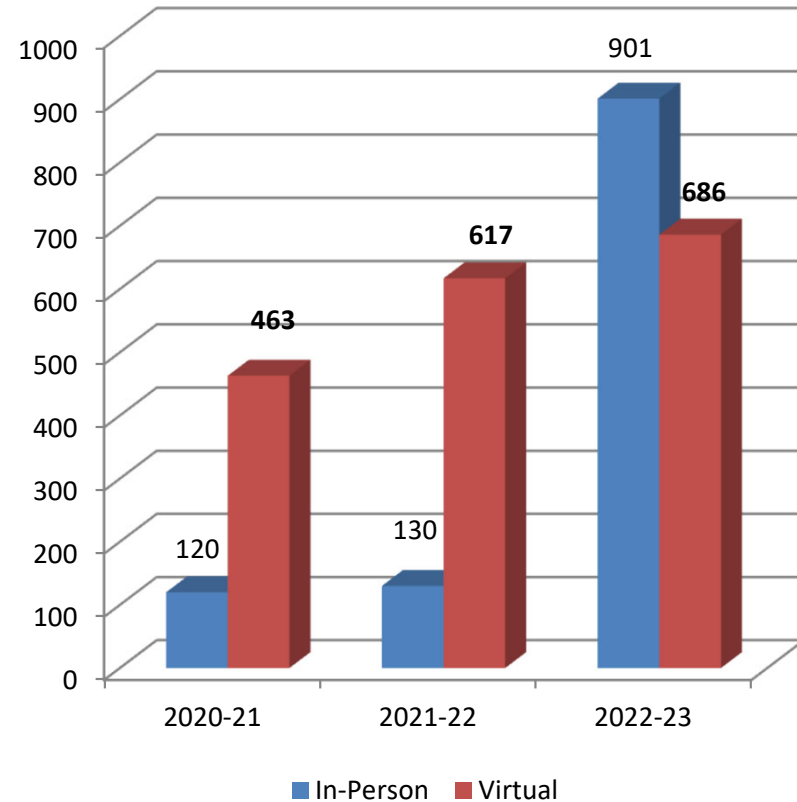


CFK Learning Resources Center: Tutoring Hours and Sessions 2020-21 through 2022-23

Tutoring Hours



Tutoring Sessions



Glossary



Glossary (Source: FCS Fact Book)

A & P (Advanced and Professional)

A program area with courses designed to provide the first two years of course work leading to an advanced or professional degree, including general education and specialized lower division courses to complete a transfer degree. It does not include college preparatory or non-college credit courses.

AA (Associate in Arts Degree)

A program of instruction consisting of courses offered to freshmen and sophomores in baccalaureate programs. This degree is awarded when a student completes sixty (60) college credits and other specified performance requirements. This degree program is designed to allow transfer to a four-year institution. Florida has a statewide articulation agreement between the Florida College System and the State University System.

AAS (Associate in Applied Science Degree)

Programs of instruction consisting of college-level courses that prepare students for entry into a specific field of employment. The degree is awarded when a student completes not less than sixty (60) college credits and other specified performance requirements.

Adult General Education

A comprehensive program of adult basic education, adult secondary education, general educational development (GED) test instruction, vocational preparatory instruction.

Advanced Technical Certificate

A program of instruction consisting of at least nine (9) hours and less than forty-five (45) credit hours of college level courses. Students in these programs must have already received an associate in science degree and are seeking an advanced specialized program of study to supplement their associate degree.

Apprenticeship

A vocational program registered with an approved registration agency in accordance with state and federal laws and regulations. In this program, a student will receive structured vocational skill training in a given job through a combination of on-the-job training and classroom instruction.

AS (Associate in Science Degree)

Programs of instruction consisting of college-level courses to prepare for entry into employment or transfer to a four-year institution. The degree is awarded when a student completes not less than sixty (60) college credits as well as attainment of specified performance.

Average Converted Salaries

The federal standard conversion factors of 0.909 and 0.818 have been applied to 2.5 and 3.0 semester salaries respectively to convert to a 2.0 semester equivalent.

Bachelor's Degree Programs

The following public community colleges have been authorized to offer baccalaureate degree programs: Chipola College; Miami Dade College; Okaloosa-Walton College; and St. Petersburg College.

BOT (Beginning-of-Term)

Data submitted early in a term, but after the end of drop and add. This data will not include many students in Adult General Education, Continuing Workforce Education, or Postsecondary Adult Education because many of the courses in these programs begin at various times during the term.

CCPF (Community College Program Fund)

Money allocated by the Legislature to operate the colleges for the next fiscal year.

CEEB (College Entrance Examination Board)

A national, nonprofit education association with a membership of over 2,500 colleges, universities, secondary schools, and educational associations and agencies. It is frequently referred to as the College Board. It is known for its Scholastic Achievement Test (SAT) and Advanced Placement (AP) programs.

Glossary Continued (Source: FCS Fact Book)

CIS (Community Instruction Services)

Non-credit instruction courses designed to meet community needs or recreation activities.

CLEP (College Level Examination Program)

A nationwide system of credit-by-examination sponsored by the College Entrance Examination Board. This test awards college credit based on test scores.

CO & DS (Capital Outlay and Debt Service)

Trust funds established by the State under Article XII of the Florida Constitution with funds derived from a portion of fees collected for automobile license tags that distributed to school districts and community colleges. CO & DS funds finance construction of school and community college facilities and service debts incurred by them for construction of educational facilities.

College Credit

The type of credit assigned to courses or course-equivalent learning that is part of an organized and specified college degree and college credit certificate programs.

College Preparatory Instruction

Courses through which a high school graduate who applies for any college credit program may attain the communication and computation skills necessary to enroll in college credit instruction. Section 1004.02 (11) Florida Statutes F.S.

Completer

A student who finishes a planned sequence of course or competencies designed to meet an academic or vocational occupational objective and has met all of the requirements of the institution for program completion.

Credit

Credit in the Fact book includes both college credit and vocational credit.

Continuing Workforce Education (CWE)

The classification of instruction designed to improve the job skills of employed persons. It may be tailored to a given employer and job (customized) or it may have broader applicability. Continuing Workforce Education (CWE) was formally Supplemental Vocational (Supp. Voc.).

DCT (Diversified Career Technology)

The purpose of this program is to provide students with “student-centered” selected occupational skills through employment related instruction and paid, on-the-job training, supervised by the employer and teacher/coordinator.

Direct Costs

The costs associated with conducting activities that are classified according to the principles and definitions in the federal Information Classification Structure (ICS).

DISAB (Disabled Student)

A student with a physical or mental impairment. The disability categories are self-reported by the student. Specific categories include visual, hearing, physical, speech, specific learning disability (psychological or neurological), or mental.

DISAD (Disadvantaged)

A student who is economically and/or academically disadvantaged.

Dual Enrollment

Enrollment of an eligible secondary or home education student in a postsecondary course creditable toward high school completion and a career certificate or an associate or baccalaureate degree.

Glossary Continued (Source: FCS Fact Book)

EAP

English for Academic Purposes

Educational and General Operations

Those activities supported by the general current fund and the restricted current fund.

Electronic Library Resources

Online full-text and abstract databases, newspapers, periodicals, journals, encyclopedias, directories, dictionaries, digitized materials, and e-books.

Enrollment

Enrollment is a duplicate count and refers to a count of students by course. A student will be counted for each course for which the student is enrolled.

First-Term, First-Year Student

First-Term, First-Year includes First-Time in College (FTIC) students, students enrolled in the Fall who were FTIC the prior summer, and students entering college for the first time after high school graduation with dual enrollment credit.

First-Year Student

A student who has completed less than 30 semester credits of undergraduate work.

FT (Full-Time) -- Credit Student

Any student enrolled for 12 semester credits or 24 or more contact hours during the Fall or Winter/Spring terms.

Full-Time Equivalent (FTE) Enrollment

Student semester hours divided by 30 for Advanced and Professional and Postsecondary Vocational instruction. For all other instruction, instructional clock hours divided by 900 hours. There are three kinds of FTE- Estimated, Projected, and Actual.

- Estimated Annual FTE for the current reporting year is based on the current FTE reported.
- Projected Annual FTE for future years is based on 3 to 6 historical years. The last historical year may be estimated.
- Actual FTE is the reported FTE as of the date of the report.

FTIC (First-Time in College) A student attending a college for the first time who has no credit toward a degree or formal award from any other institution who is enrolled in a course in an instructional area leading to a degree or certificate

Full Costs

The costs related to producing a specific quantity of output. Full costing is accomplished only for instructional programs, the assumption being that instruction is the production function of the Florida Community Colleges.

General Current Fund

The fund used to account for resources that are available for the general financial requirements of the college, of which the only restrictions are those imposed by law or the budget.

Headcount

Headcount is an unduplicated count that counts each student only once regardless of the number of courses in which a student is enrolled.

IPEDS

Integrated Postsecondary Education Data System (IPEDS) of the National Center for Education Statistics (NCES) of the U.S. Department of Education is a program that collects data as authorized by Section 490 of the Higher Education Amendments of 1992. Completion of the IPEDS surveys is an important part of each institution's Program Participation Agreement (PPA) with the Department of Education and is mandatory for eligibility for federal student financial assistance programs.

Glossary Continued (Source: FCS Fact Book)

LEP

Limited English Proficiency.

Library Materials Catalog via the Internet

The catalog of library-owned materials accessed by users through the Internet.

Library Materials Catalog via the Terminal

The catalog of library-owned materials accessed by users through dedicated LINCC (Library Information Network for Community Colleges) terminals.

LLL (Life Long Learning)

The classification for non-credit instruction of a community service nature, other than recreation or leisure, or the retaking of a course under specific circumstances.

Lower Level

The first two years of a baccalaureate degree program, also known as lower division. The term can refer to either the level of courses or the standing of a student. It traditionally consists of the freshman and sophomore year.

Matriculation Fees

The basic instructional charge paid by both resident and non-resident students per credit or credit equivalent.

Non-Degree Seeking Student

A student enrolled in courses for credit who has not declared that he/she is seeking a degree or other formal award.

Non-Resident

A student who is not a Florida resident and must pay the full tuition fees.

Other First-Year Student

A First-Year Student who is not a first-time in college (FTIC) student.

PECO (Public Education Capital Outlay and Debt Service Trust Fund)

The state bonding program for educational facilities in the public school, community college and university systems. Revenues are derived from the Gross Receipts tax on selected utility sales including electric, gas telecommunication services, co-generated electrical power transmission, including municipal corporations and recently added cable companies.

Printed Library Materials

Books, magazines, and other library materials physically housed at the institutional level.

Program Area

Program offerings are divided into the following types: Associate in Arts degree, College and Vocational Preparatory, Associate in Science degree, Associate in Applied Science degree, Postsecondary Vocational Certificate, Postsecondary Adult Vocational Certificate, Continuing Workforce Education, Adult Basic and Secondary (Adult High School and GED) Education, Community Instructional Services (Recreation and Leisure), Life Long Learning, and Apprenticeship.

Proprietary Electronic Library Resources

Commercial information databases available to community colleges under statewide license.

PSAV (Postsecondary Adult Vocational)- (Certificate Career Education)

Job Preparation programs, excluding Continuing Workforce Education, through which a student receives a vocational certificate upon completion of instruction.

Glossary Continued (Source: FCS Fact Book)

PSV (Postsecondary Vocational)- (Degree Career Education)

College credit job preparatory programs, through which a student receives an Associate in Science or Associate in Applied Science Degree, college credit certificate, Applied Technology Diploma, or an Advanced Technical Certificate, upon completion of instruction.

PT (Part-Time)

A student who is enrolled in less than 12 semester credits or less than 24 contact hours during the Fall or Winter/Spring terms.

Recreation and Leisure

The classification for non-credit, usually short courses, designed to enhance recreation and leisure instruction.

Resident for Tuition Purposes

A student who is a Florida resident per s.1009.21, F.S., and has maintained that residency for at least one year, and therefore eligible for the in-state tuition and fees rate.

Restricted Current Fund

The fund used to account for resources that are available for the operation and support of the educational programs but are restricted by donors or other outside agencies as to the specific purpose for which they may be expended.

Special Populations

People who meet the criteria for classification as having a Disability (DISAB), Limited English Proficiency (LEP), and/or Disadvantaged Economically (DISAD).

Tuition Fee

The instructional fee paid by non-resident students per credit or credit equivalent in addition to the matriculation fee.

Unexpended Plant Fund

The fund used to account for resources that are available for the acquisition or construction of physical property to be used for institutional purposes and resources designated for the major repair and/or replacement of institutional property.

Unweighted FTE (Full Time Equivalent)

FTE that have been calculated without using any weighting factors.

Upper Level

The last two years of a baccalaureate degree program, also known as upper division. The term can refer to either the level of courses or the standing of a student. It traditionally consists of the junior and senior years.

Vocational Credit

The type of credit assigned to courses or course equivalent learning that is part of an organized and specified vocational certificate program.

VOC. PREP. (Vocational Preparatory Instruction)

Adult general education through which persons attain academic and workforce readiness skills at the level of functional literacy (grade level 6.0 – 8.9) or higher so that such persons may pursue certificate career education or higher level career education. Competency-based instruction for students preparing to enroll in vocational credit instruction.

Workforce Education

Encompasses programs leading to Associate in Science degrees, Associate in Applied Science degrees, vocational certificates, college credit certificates, adult high school diplomas and GED's as well as continuing workforce and literacy training.